

THIRD ANGLE ORTHOGRAPHIC PROJECTION

V.Ryan © 2000 - 2010

On behalf of The World Association of Technology Teachers

W.A.T.T.



World Association of Technology Teachers

The 'Perspective Exercise' can be printed and used by teachers and students. It is recommended that you view the website www.technologystudent.com before attempting the design sheet.

THESE MATERIALS CAN BE PRINTED AND USED BY TEACHERS AND STUDENTS.
THEY MUST NOT BE EDITED IN ANY WAY OR PLACED ON ANY OTHER MEDIA INCLUDING WEB SITES AND INTRANETS.
NOT FOR COMMERCIAL USE.
THIS WORK IS PROTECTED BY COPYRIGHT LAW.
IT IS ILLEGAL TO DISPLAY THIS WORK ON ANY WEBSITE/MEDIA STORAGE OTHER THAN www.technologystudent.com

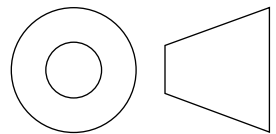
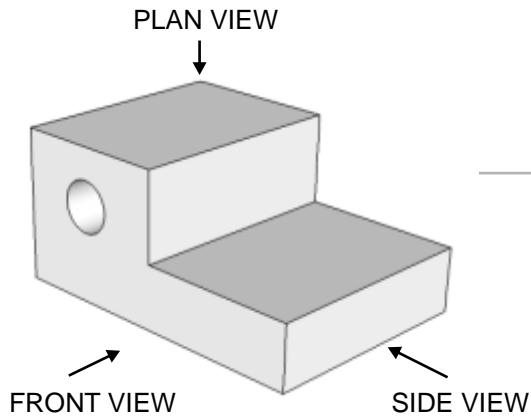
THIRD ANGLE ORTHOGRAPHIC PROJECTION

[USEFUL LINK - http://www.technologystudent.com/designpro/orthogrp1.html](http://www.technologystudent.com/designpro/orthogrp1.html)

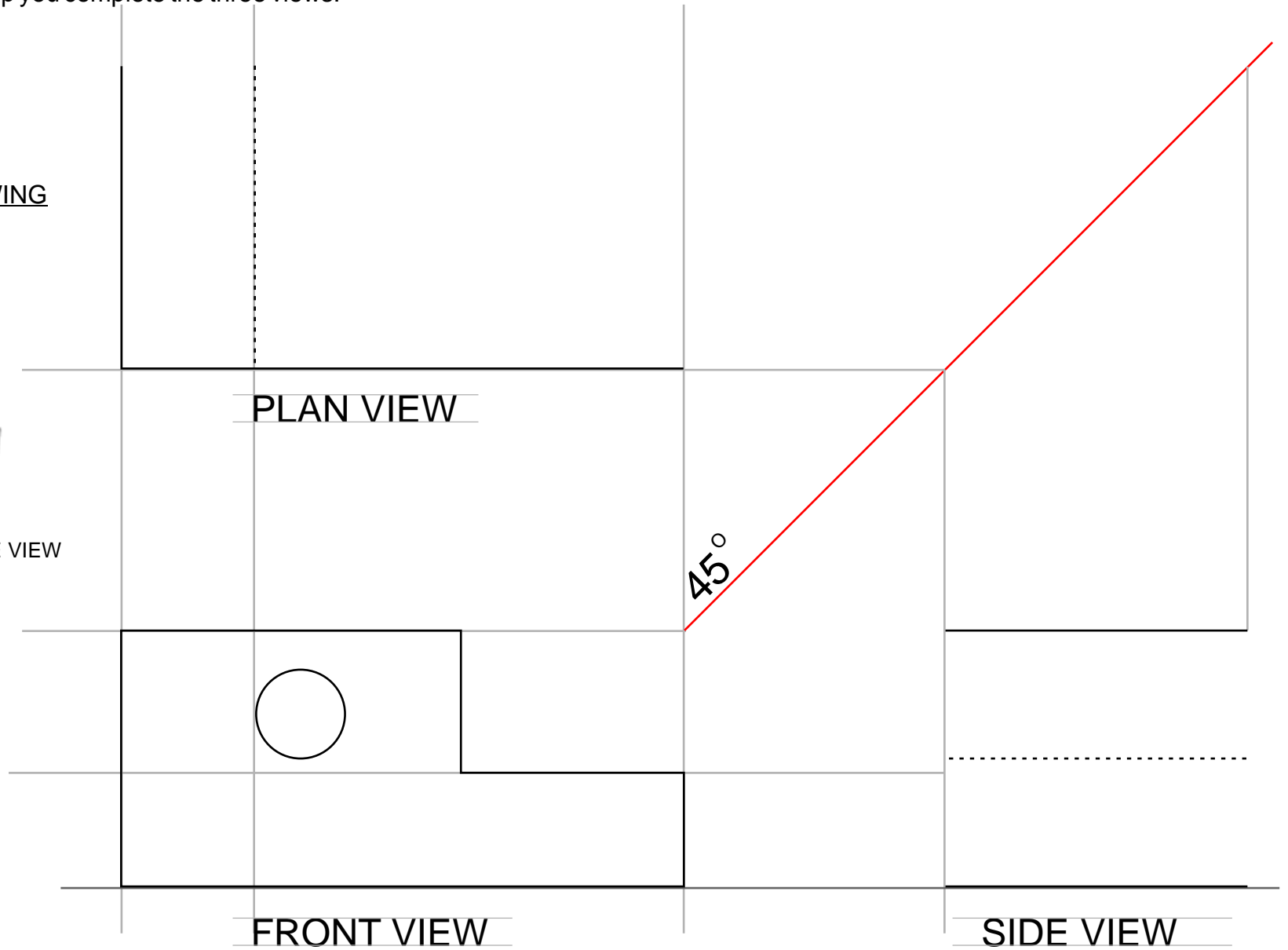
V.Ryan © 2010 World Association of Technology Teachers

A 3D drawing of an object is sketched below. Complete the orthographic drawing of the same object, by adding the missing lines. Some guidelines have been left in position, to help you complete the three views.

THREE DIMENSIONAL DRAWING



THIRD ANGLE PROJECTION



NAME:

THIRD ANGLE ORTHOGRAPHIC DRAWING

DATE: