

COMPONENTS SHEET

V.Ryan © 2009-2022 World Association of Technology Teachers

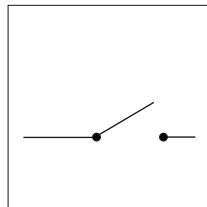
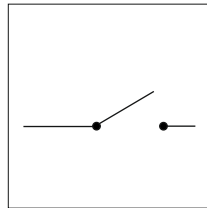
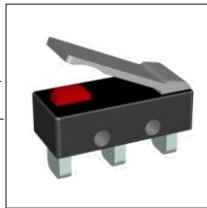


For each of the components ween below. Add the sketch / symbol / name for each component to complete the sheet.

INPUTS

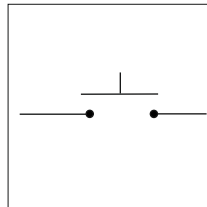

DRAWING

SYMBOL


SLIDE SWITCH



PUSH SWITCH



RELAY



HELPFUL LINKS:

<https://technologystudent.com/elec1/switch2.htm>

<https://technologystudent.com/elec1/switch3.htm>

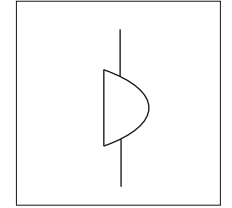

<https://technologystudent.com/elec1/switch4.htm>

OUTPUTS


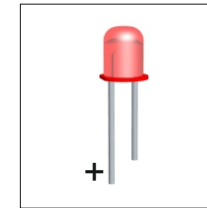
DRAWING

SYMBOL

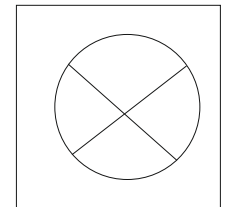

BUZZER



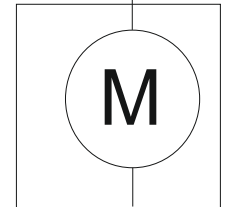
LED



BULB



M



SOLENOID

