

# DESIGNERS – QUESTIONS

## PART FOUR

This mobile revision pdf is based on detailed work found in the 'DESIGNER' section of [www.technologystudent.com](http://www.technologystudent.com)

Tap on the green button below. to go to the website.



Tap the blue button to view all work covered by this Revision PDF



# DESIGNERS – QUESTIONS

## PART FOUR

V.Ryan © www.technologystudent.com 2019

### HOW TO USE THIS REVISION PDF

Read and attempt answering each question, before following the link to a potential answer. Also, consider working in pairs.

### QUESTIONS ONE TO FIVE

### QUESTIONS SIX TO TEN

### QUESTIONS ELEVEN TO FIFTEEN

**TAP / CLICK THE LINK  
BUTTON FOR ALL  
MOBILE APPS**



V.Ryan © www.technologystudent.com 2019

## QUESTION 1a

V.Ryan © www.technologystudent.com 2019

The Arts and Crafts Movement, promoted simple furniture, ornaments etc... manufactured through good craft techniques.

**What was it rebelling against?  
Give examples of products they manufactured.**

**Tap the image a potential answer**



Tap the blue button for the next slide / page.



Tap the red button to return to the Contents page



## QUESTION 1b

V.Ryan © www.technologystudent.com 2019

The Arts and Crafts movement developed from the views of people such as William Morris (1834 - 1896).

**What was the Movements philosophy regarding designing and making?**

**Tap the image a potential answer**



Tap the blue button for the next slide / page.



Tap the red button to return to the Contents page



## QUESTION 1c

V.Ryan © www.technologystudent.com 2019

**What range of products were manufactured by William Morris's company, 'Marshall, Faulkner and Co'?**

**Tap the image a potential answer**



Tap the blue button for the next slide / page.



Tap the red button to return to the Contents page



## QUESTION 2a

V.Ryan © www.technologystudent.com 2019

Art Nouveau was defined by a particular style and skills.

**Describe the style and skills displayed by Art Nouveau products.**

Tap the image a potential answer



Tap the blue button for the next slide / page.



Tap the red button to return to the Contents page



## QUESTION 2b

V.Ryan © www.technologystudent.com 2019

**Describe products that reflect an Art Nouveau style.**

**Tap the image** for a potential answer



Tap the blue button for the next slide / page.



Tap the red button to return to the Contents page



## QUESTION 3

V.Ryan © www.technologystudent.com 2019

**How does Art Nouveau contrast with Modernism / the Bauhaus style of design?**

**Tap the image for a potential answer**



Tap the blue button for the next slide / page.



Tap the red button to return to the Contents page





## QUESTION 4a

V.Ryan © www.technologystudent.com 2019

'Cubism' began in the Art world.  
**Name an artist who helped  
establish this style.**

**Tap the image** for a potential answer



Tap the blue button for the next  
slide / page.



Tap the red button to return to the  
Contents page



## QUESTION 4b

V.Ryan © www.technologystudent.com 2019

A direct link between Cubist Art and Cubist Architecture does not exist. However, they share certain 'style' characteristics.

**Describe characteristics, Cubism in architecture shares with Cubism in Art.**

**Tap the image** for a potential answer



Tap the blue button for the next slide / page.



Tap the red button to return to the Contents page




## QUESTION 5a

V.Ryan © www.technologystudent.com 2019

**Sketch a product that is regarded as Cubist in style. Explain why you consider it to reflect Cubism.**

**Tap the image for a potential answer**



Tap the blue button for the next slide / page.



Tap the red button to return to the Contents page




## QUESTION 5b

V.Ryan © www.technologystudent.com 2019

**Print out three images of cubist furniture / architecture / other products and glue them into your folder / exercise book. Not the ones shown below.**

**Tap the image for a potential answer**



Tap the red button to return to the Contents page



## QUESTION 6a

V.Ryan © www.technologystudent.com 2019

**Describe the style regarded as the De Stijl Design Movement.**

Tap the image for a potential answer



Tap the blue button for the next slide / page.



Tap the red button to return to the Contents page



## QUESTION 6b

V.Ryan © www.technologystudent.com 2019

The De Stijl Movement aimed to produce designs that were precise and accurate, representing the 'exactness' and 'efficiency'.

**Name the chair below, its designer, year of design and add a description.**

**Tap the image**  
for a potential  
answer



Tap the blue button for the next  
slide / page.



Tap the red button to return to the  
Contents page



## QUESTION 7a

V.Ryan © www.technologystudent.com 2019

'The Rietveld Schröder House' in Utrecht, Holland (built in 1924).

**Who was its designer?**

**Describe the house.**

**Tap the image** for a potential answer



Tap the blue button for the next slide / page.



Tap the red button to return to the Contents page



## QUESTION 7b

V.Ryan © www.technologystudent.com 2019

THEO VAN DOESBURG  
(1883 to 1931) is shown below.  
**What role did he play in the De  
Stijl Movement ?**

**Tap the image** for a potential answer



Tap the blue button for the next  
slide / page.



Tap the red button to return to the  
Contents page





## QUESTION 8

V.Ryan © www.technologystudent.com 2019

**Describe the characteristics /  
key features of Art Deco.**

**Tap the image for a potential answer**



Tap the blue button for the next  
slide / page.



Tap the red button to return to the  
Contents page



## QUESTION 9

V.Ryan © www.technologystudent.com 2019

**Sketch some examples of geometrical patterns often seen in Art Deco designs.**

**Tap the image for guidance**



Tap the blue button for the next slide / page.



Tap the red button to return to the Contents page



# QUESTION 10

V.Ryan © www.technologystudent.com 2019

Sketch a 'rich picture' / 'mind map', that explains the design criteria of Art Deco.

Tap the image for a potential answer

**ART MOVEMENT RICH PICTURE**

Cut out the eight design criteria on this page. Then place them in the correct position on the Art Movement Rich Picture page.

© V Ryan

**Functional Design.**  
Simple and yet thoughtful modern design.  
Manufactured on an industrial scale using industrial techniques.  
Combination of modern materials and modern manufacturing techniques.  
Relatively cheap.

**Decorative / ornate.**  
Skilful craftsmanship.  
Design based on traditional craft skills.  
Material - Traditional wrought iron.  
Expensive  
Artistic

**Simple, uncomplicated exterior design.**  
Modern.  
Modern Materials.  
Based on cubes and cuboids

**Visually, high impact.**  
Artistic / ornamental.  
Lacks functionality.  
High level of craft skills.  
'One Off' manufacture.  
Materials applied to a unfamiliar situation.

**Images used that culture of the day - soap cans or coke bottles were used as images.**  
Images of often colourful and distinctive.  
Commercial printing methods used.  
Comic strips.  
Multiple images of the same subject often used

**Circular patterns**  
Geometrical Patterns  
Bold patterns  
Streamlined  
Subtle colours  
Elegant appeal  
Stylish

**Simple form and shape.**  
Craft skills required to manufacture.  
Manufactured by one skilled person or a small group.  
Not mass produced on a production line.  
Hand painted or limited edition.  
Floral in design.  
Colourful

**Sets a bench-mark for others to follow.**  
Ground breaking design.  
Sets new standards.  
A design that stands the test of time.  
Recognised immediately by consumers.  
Inspires other designers.  
Sets a trend.  
Innovative.  
Aesthetically pleasing.  
Often emulated/copied by other designers.

Tap the red button to return to the Contents page



## QUESTION 11a

V.Ryan © www.technologystudent.com 2019

'Pop Art' developed thanks to artists such as Andy Warhol and David Hockney.

**List the characteristics of Pop Art.**

Tap the image for a potential answer



Tap the blue button for the next slide / page.



Tap the red button to return to the Contents page



## QUESTION 11b

V.Ryan © www.technologystudent.com 2019

**Why can this piece of furniture be described as 'Pop Art' in style?**

**Tap the image for a potential answer**



Tap the blue button for the next slide / page.



Tap the red button to return to the Contents page



## QUESTION 12a

V.Ryan © www.technologystudent.com 2019

**Who was Ettore Sottsass?  
What was the Memphis Group,  
established in the 1980s?**

**Tap the image for a potential answer**



Tap the blue button for the next  
slide / page.



Tap the red button to return to the  
Contents page

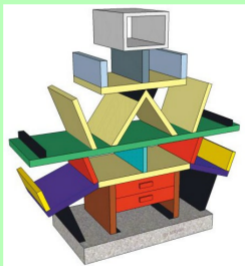


## QUESTION 12b

V.Ryan © www.technologystudent.com 2019

**Name and describe two products designed by Ettore Sottsass.**

**Tap the image for a potential answer**



Tap the blue button for the next slide / page.



Tap the red button to return to the Contents page




## QUESTION 12c

V.Ryan © www.technologystudent.com 2019

Below is a chair designed by Danny Lane, based on Memphis design principles.

**Name the chair. Explain how it fits in with Memphis design principles.**

**Tap the image for a potential answer**



Tap the blue button for the next slide / page.



Tap the red button to return to the Contents page





## QUESTION 13a

V.Ryan © www.technologystudent.com 2019

The Bauhaus is a famous Art, Design and Architecture School.

**When was it founded?**

**Who was its founder?**

**Tap the image** for a potential answer



Tap the blue button for the next slide / page.



Tap the red button to return to the Contents page




## QUESTION 13b

V.Ryan © www.technologystudent.com 2019

**How did the curriculum of the Bauhaus, break down the barriers between craftsmanship, architecture and industrial production?**

**Tap the image for a potential answer**



Tap the blue button for the next slide / page.



Tap the red button to return to the Contents page



## QUESTION 14a

V.Ryan © www.technologystudent.com 2019

The set of tables below, were designed by Josef Alber in 1927, at the Bauhaus.

**How does it reflect the philosophy / characteristics of Bauhaus design principles?**

Tap the image for a potential answer



Tap the blue button for the next slide / page.



Tap the red button to return to the Contents page



## QUESTION 14b

V.Ryan © www.technologystudent.com 2019

**This is the iconic MB-118 CHAIR  
1928, by Marcel Breuer.**

**Describe the features that reflect  
the Bauhaus design philosophy.**

**Tap the image for a potential answer**



Tap the blue button for the next  
slide / page.



Tap the red button to return to the  
Contents page



## QUESTION 15

V.Ryan © www.technologystudent.com 2019

**Print out four images of products designed in a Bauhaus style. Explain why each one can be regarded as 'Bauhaus'.**

**Tap the image for a potential answer**



Tap the red button to return to the Contents page

