

JIGSAW PACKED LUNCH CONTAINER DESIGN

V.Ryan © 2000 - 2013

On behalf of The World Association of Technology Teachers

W.A.T.T.



World Association of Technology Teachers

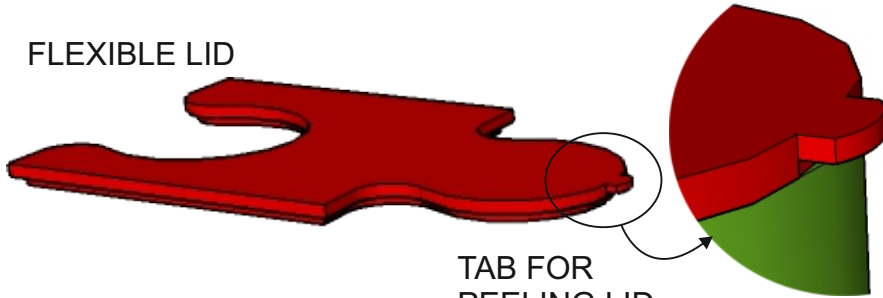
This exercise can be printed and used by teachers and students. It is recommended that you view the website (www.technologystudent.com) before attempting the design sheet .

THESE MATERIALS CAN BE PRINTED AND USED BY TEACHERS AND STUDENTS.
THEY MUST NOT BE EDITED IN ANY WAY OR PLACED ON ANY OTHER MEDIA INCLUDING WEB SITES AND INTRANETS.
NOT FOR COMMERCIAL USE.
THIS WORK IS PROTECTED BY COPYRIGHT LAW.
IT IS ILLEGAL TO DISPLAY THIS WORK ON ANY WEBSITE/MEDIA STORAGE OTHER THAN www.technologystudent.com

JIGSAW PACKED LUNCH CONTAINER DESIGN

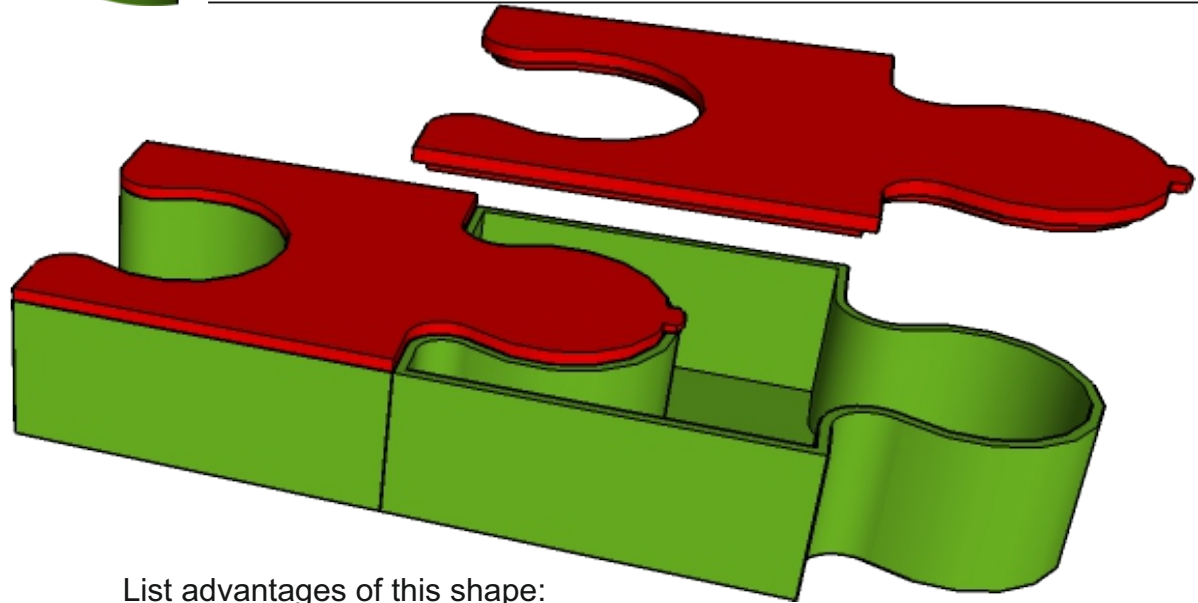
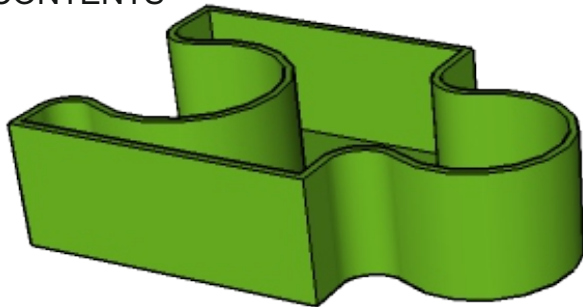
The polypropylene packed lunch container seen below, has been designed to look different. It is available in a range of colour schemes. It can be purchased as a single unit or as multiple units, that link together like a jigsaw. The linking of a number of units has no real practical application for an individual. How could this linked unit system be used? Describe other practical applications.

FLEXIBLE LID



TAB FOR PEELING LID

CONTENTS



V.Ryan © 2013 World Association of Technology Teachers



List advantages of this shape:

List advantages of this shape:
