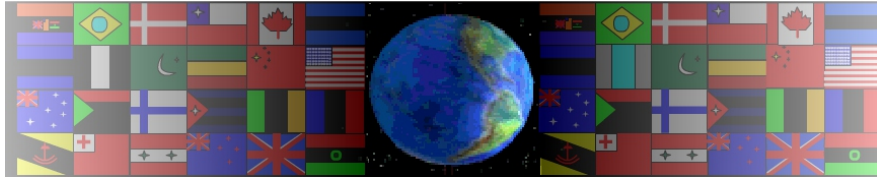


EXAMINATION QUESTION

V.Ryan © 2000 - 2014

On behalf of The World Association of Technology Teachers

W.A.T.T.



World Association of Technology Teachers

This exercise can be printed and used by teachers and students. It is recommended that you view the website (www.technologystudent.com) before attempting the design sheet .

THESE MATERIALS CAN BE PRINTED AND USED BY TEACHERS AND STUDENTS.
THEY MUST NOT BE EDITED IN ANY WAY OR PLACED ON ANY OTHER MEDIA INCLUDING WEB SITES AND INTRANETS.
NOT FOR COMMERCIAL USE.
THIS WORK IS PROTECTED BY COPYRIGHT LAW.
IT IS ILLEGAL TO DISPLAY THIS WORK ON ANY WEBSITE/MEDIA STORAGE OTHER THAN www.technologystudent.com

EXAMINATION QUESTION

V.Ryan © 2014 World Association of Technology Teachers



A well known popular sports drink with a 'pouch' as a container is seen to the left. The pouch is flexible and yet strong enough to hold the liquid. One of the advantages of this type of container is that it can be recycled.

1. Describe three more advantages of using this type of container for a soft drink.


1a. Advantage 1: _____

1b. Advantage 2: _____

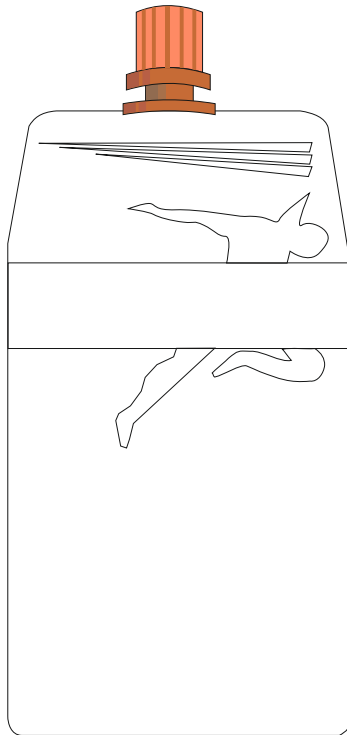
1c. Advantage 3: _____

2. Name a material suitable for the manufacture of a pouch container.

MATERIAL: _____




SIDE



FRONT

3. A rival company has decided to manufacture a similar drink called 'Fast'. It is an energy drink for sports people, based on orange juice. In the space below draw a rough sketch of a style of writing for the new product.



4. The name is to be placed in the rectangular area on the front of the pouch. Transfer your design for the style of writing to the rectangular area, add colour / shade.

5. Complete the front design of the pouch by adding suitable details ? colour scheme / logos / basic written information etc.....

6. On the side view of the pouch add a European safety symbol, British safety symbol, litter symbol and a recycling symbol. Add colour and shade.