

SAFETY TEST 2

WORLD ASSOCIATION OF TECHNOLOGY TEACHERS <https://www.facebook.com/groups/254963448192823/> www.technologystudent.com © 2017 V.Ryan © 2017

V.Ryan © 2000 - 2017

On behalf of The World Association of Technology Teachers

W.A.T.T.



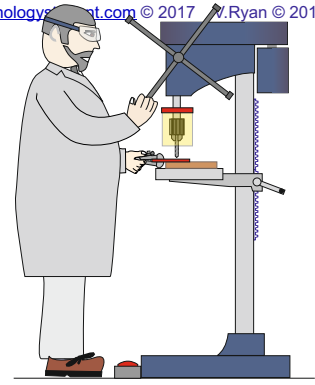
World Association of Technology Teachers

This exercise can be printed and used by teachers and students. It is recommended that you view the website (www.technologystudent.com) before attempting the design sheet .

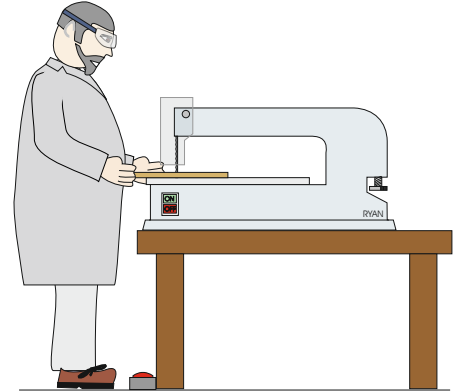
THESE MATERIALS CAN BE PRINTED AND USED BY TEACHERS AND STUDENTS.
THEY MUST NOT BE EDITED IN ANY WAY OR PLACED ON ANY OTHER MEDIA INCLUDING WEB SITES AND INTRANETS.
NOT FOR COMMERCIAL USE.
THIS WORK IS PROTECTED BY COPYRIGHT LAW.
IT IS ILLEGAL TO DISPLAY THIS WORK ON ANY WEBSITE/MEDIA STORAGE OTHER THAN www.technologystudent.com

SAFETY

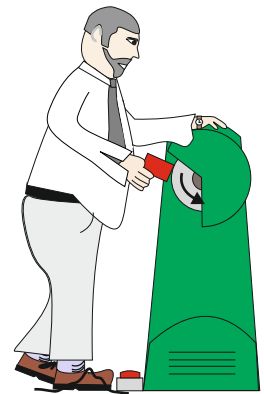
1. Name the machine shown opposite and describe safety factors regarding its safe use.




2. Name the machine shown opposite and describe safety factors regarding its safe use.



3. Look closely at the person using the polishing machine. It is being used in a dangerous manner. How?



4. Which of the two people shown on the right are suitably dressed for working in a workshop? Explain why?



5. What does this symbol mean? Why is it important to follow its advice?

