

TOOLS AND EQUIPMENT FOR PAPER AND BOARDS

TO ANSWER ALL THE QUESTIONS YOU WILL NEED TO DOWNLOAD THE 'WORKING WITH PAPER AND BOARDS' APP, FROM THE INTERACTIVE MOBILE APP SECTION OF www.technologystudent.com

LINK

http://www.technologystudent.com/mobapps/paper_boards1.pdf

Once you have downloaded the App, you can use it to navigate the website. You may need to follow the links on each page of the App, to research / complete answers to all the questions.

**ARE YOU READY?
USE THE MOBILE App!!**

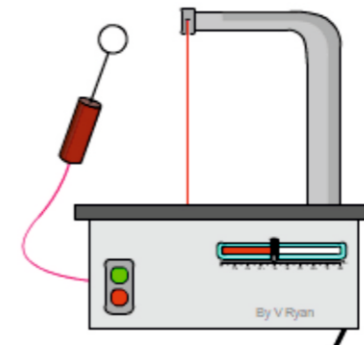
1

NAME AN ADDITIONAL PIECE OF EQUIPMENT, USED WITH A CRAFT KNIFE, ENSURING SAFETY. DESCRIBE ITS USE.



2

NAME THIS EQUIPMENT AND THE MATERIALS, THAT IT CAN CUT / SHAPE.



3

WHAT ARE THE ADVANTAGES OF SPRAY MOUNT, WHEN MOUNTING WORK ON CARD? FOR EXAMPLE, FOR A DISPLAY.

Write your answer in the next box.

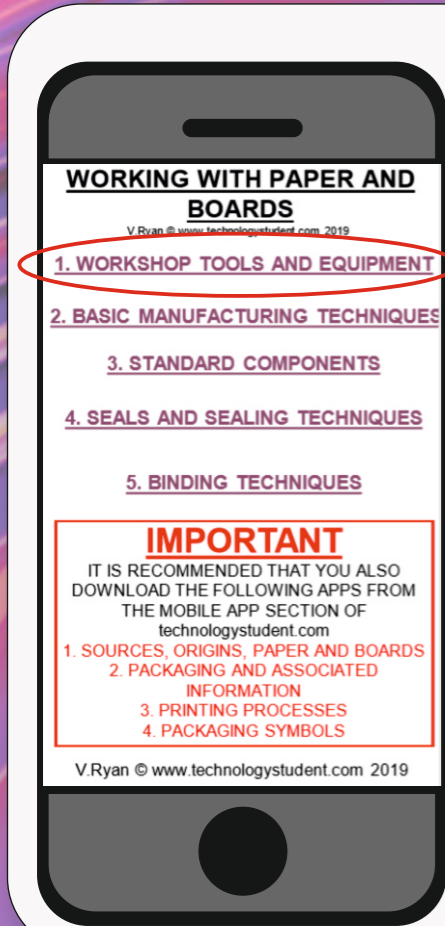


WRITE YOUR ANSWER HERE.

4

NAME AND DESCRIBE TWO ALTERNATIVE WAYS OF 'GLUING' CARD / PAPER.

HELPFUL LINK: http://www.technologystudent.com/mobapps/paper_boards1.pdf



TOOLS AND EQUIPMENT FOR PAPER AND BOARDS

TO ANSWER ALL THE QUESTIONS YOU WILL NEED TO DOWNLOAD THE 'WORKING WITH PAPER AND BOARDS' APP, FROM THE INTERACTIVE MOBILE APP SECTION OF www.technologystudent.com

LINK

http://www.technologystudent.com/mobapps/paper_boards1.pdf

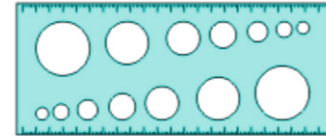
Once you have downloaded the App, you can use it to navigate the website. You may need to follow the links on each page of the App, to research / complete answers to all the questions.

**ARE YOU READY?
USE THE MOBILE App!!**

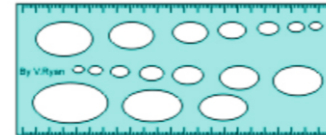
1 WHY ARE STENCILS, SUCH AS A CIRCLE STENCILS, USEFUL?

Stencils are sometimes called templates.

CIRCLE TEMPLATE



ELLIPSE TEMPLATE




2 WHEN IS A CHINAGRAPH PENCIL USEFUL?



3 DESCRIBE THE USE OF A COMPASS CUTTER

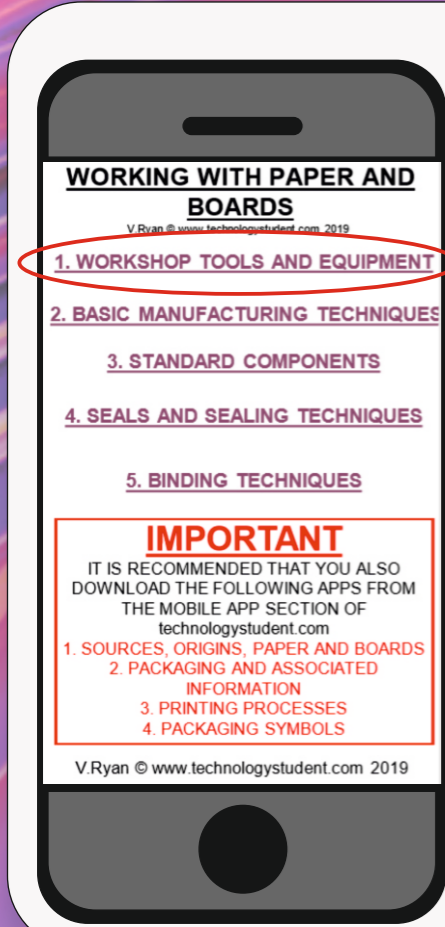
Write your answer in the next box.



WRITE YOUR ANSWER HERE.

4 HOW WOULD YOU USE A ROLLER CUTTER. Include notes and a sketch(s)

HELPFUL LINK: http://www.technologystudent.com/mobapps/paper_boards1.pdf



TOOLS AND EQUIPMENT FOR PAPER AND BOARDS

TO ANSWER ALL THE QUESTIONS YOU WILL NEED TO DOWNLOAD THE 'WORKING WITH PAPER AND BOARDS' APP, FROM THE INTERACTIVE MOBILE APP SECTION OF www.technologystudent.com

LINK

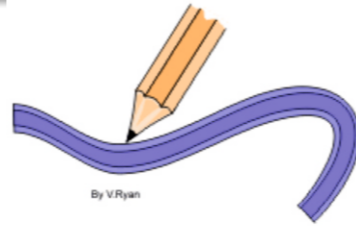
http://www.technologystudent.com/mobapps/paper_boards1.pdf

Once you have downloaded the App, you can use it to navigate the website. You may need to follow the links on each page of the App, to research / complete answers to all the questions.

**ARE YOU READY?
USE THE MOBILE App!!**

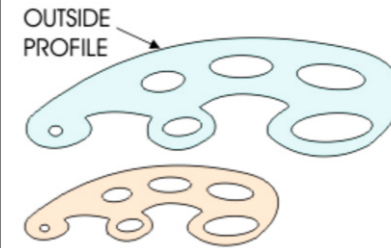
1

NAME THE DRAWING AID SHOWN BELOW AND EXPLAIN ITS USE.



2

A SET OF FRENCH CURVES ARE SHOWN BELOW. HOW USEFUL ARE THEY?



3

DESCRIBE THE USE OF AN ADJUSTABLE SET SQUARE.

Write your answer in the next box.

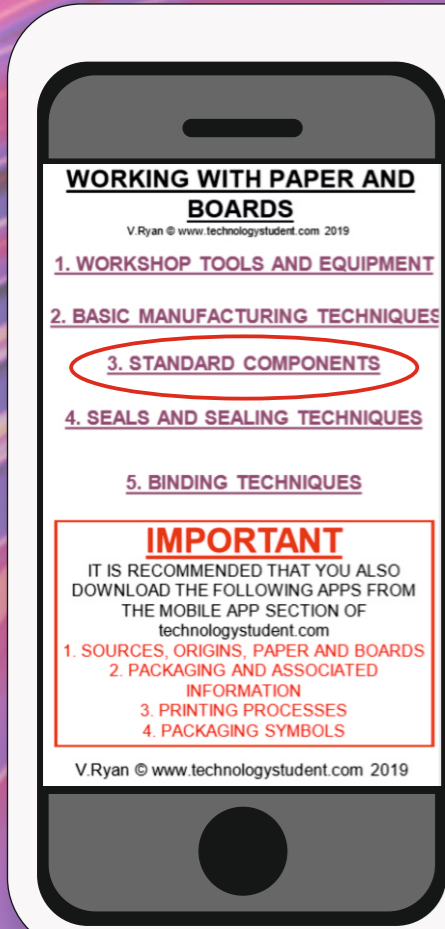


WRITE YOUR ANSWER HERE.

4

SEARCH THE INTERNET FOR TWO OTHER USEFUL TOOLS / EQUIPMENT, FOR PAPER AND CARD. Name and paste the images below. OR include a sketch.

HELPFUL LINK: http://www.technologystudent.com/mobapps/paper_boards1.pdf



STANDARD COMPONENTS FOR PAPER AND CARD


TO ANSWER ALL THE QUESTIONS YOU WILL NEED TO DOWNLOAD THE 'WORKING WITH PAPER AND BOARDS' APP, FROM THE INTERACTIVE MOBILE APP SECTION OF www.technologystudent.com

LINK

http://www.technologystudent.com/mobapps/paper_boards1.pdf

Once you have downloaded the App, you can use it to navigate the website. You may need to follow the links on each page of the App, to research / complete answers to all the questions.

**ARE YOU READY?
USE THE MOBILE App!!**



1

NAME EQUIPMENT SHOWN ABOVE / RIGHT.

A: _____

B: _____

C: _____

D: _____

E: _____

F: _____

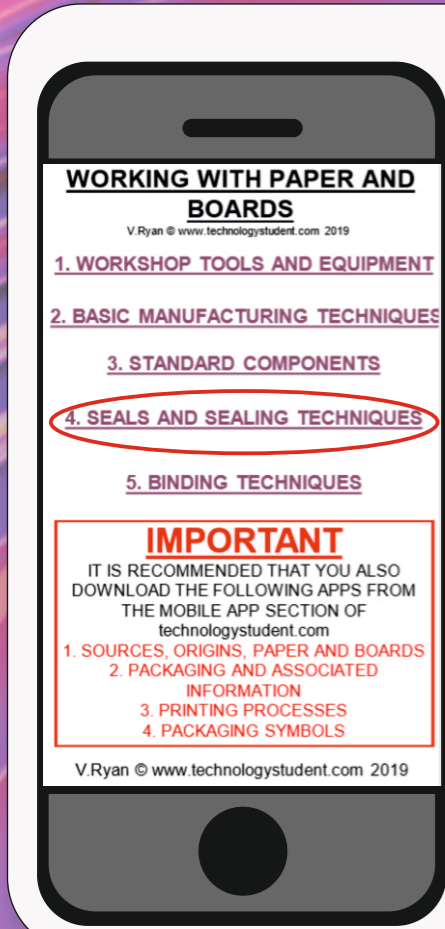
G: _____

2

SELECT TWO PEICES OF EQUIPMENT, THAT YOU NAMED IN THE PREVIOUS BOX. WITH NOTES AND A SKETCH(S), EXPLAIN THEIR USE.

<p>_____</p> <p>_____</p> <p>_____</p> <p>_____</p>		<p>_____</p> <p>_____</p> <p>_____</p> <p>_____</p>
---	--	---

HELPFUL LINK: http://www.technologystudent.com/mobapps/paper_boards1.pdf



SEALS AND SEALING TECHNIQUES

TO ANSWER ALL THE QUESTIONS YOU WILL NEED TO DOWNLOAD THE 'WORKING WITH PAPER AND BOARDS' APP, FROM THE INTERACTIVE MOBILE APP SECTION OF www.technologystudent.com


LINK

http://www.technologystudent.com/mobapps/paper_boards1.pdf


Once you have downloaded the App, you can use it to navigate the website. You may need to follow the links on each page of the App, to research / complete answers to all the questions.

**ARE YOU READY?
USE THE MOBILE App!!**


1 WHAT IS THE PURPOSE OF A WAX SEAL AND STAMP.




2 WHAT IS A TAMPER PROOF ENVELOPE. *Include a typical use.*



3 WHEN ARE ADHESIVE SEALS AND SEALING TAPE USED?



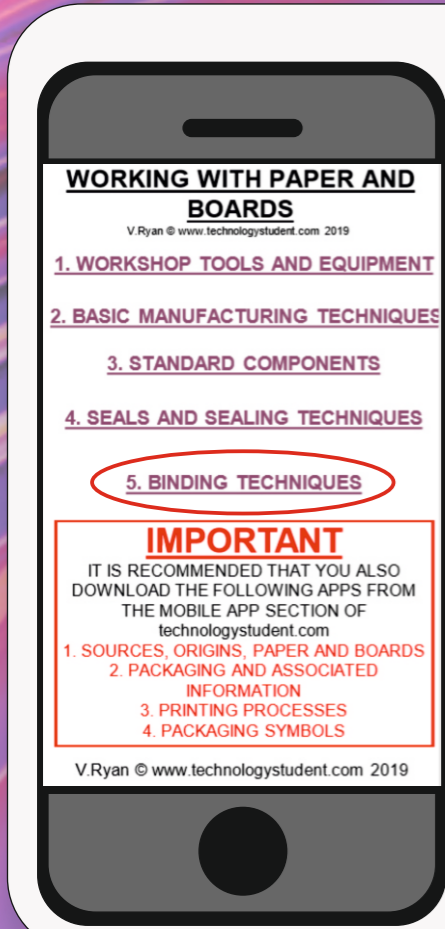
4 WHY DO YOU THINK REUSABLE ENVELOPES ARE BECOMING POPULAR?



5 IN THE SPACE BELOW, PASTE AN IMAGE OF THE MOST POPULAR TYPE OF ENVELOPE. *Include its name.*

NAME: _____

HELPFUL LINK: http://www.technologystudent.com/mobapps/paper_boards1.pdf



BINDING TECHNIQUES

TO ANSWER ALL THE QUESTIONS YOU WILL NEED TO DOWNLOAD THE 'WORKING WITH PAPER AND BOARDS' APP, FROM THE INTERACTIVE MOBILE APP SECTION OF www.technologystudent.com

LINK

http://www.technologystudent.com/mobapps/paper_boards1.pdf

Once you have downloaded the App, you can use it to navigate the website. You may need to follow the links on each page of the App, to research / complete answers to all the questions.

**ARE YOU READY?
USE THE MOBILE App!!**

1


WHAT IS THE 'SADDLE STITCH' METHOD OF BINDING? *Include a simple sketch.*

2

WHAT IS 'PERFECT BINDING'? INCLUDE A PRACTICAL APPLICATION.

3

NAME AND DESCRIBE THIS BINDING TECHNIQUE.



4

EXPLAIN / DESCRIBE, 'SPIRAL BINDING'.



5

SEARCH THE INTERNET FOR AN EXAMPLE OF 'COMB BINDING'. PASTE IT IN THE SPACE BELOW.

HELPFUL LINK: http://www.technologystudent.com/mobapps/paper_boards1.pdf