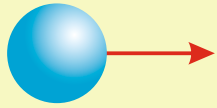
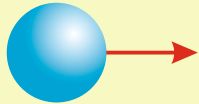


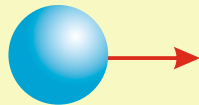
1. Label the parts of the band saw (shown opposite), identified by arrows.



2. Band saws cannot be used by untrained people. What 'requirements' do you need to meet, in order to be allowed to use the band saw?

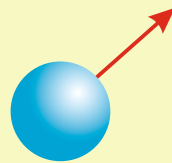


3. How is 'free hand cutting' carried out safely, using a band saw? Include a labelled sketch or paste an image.



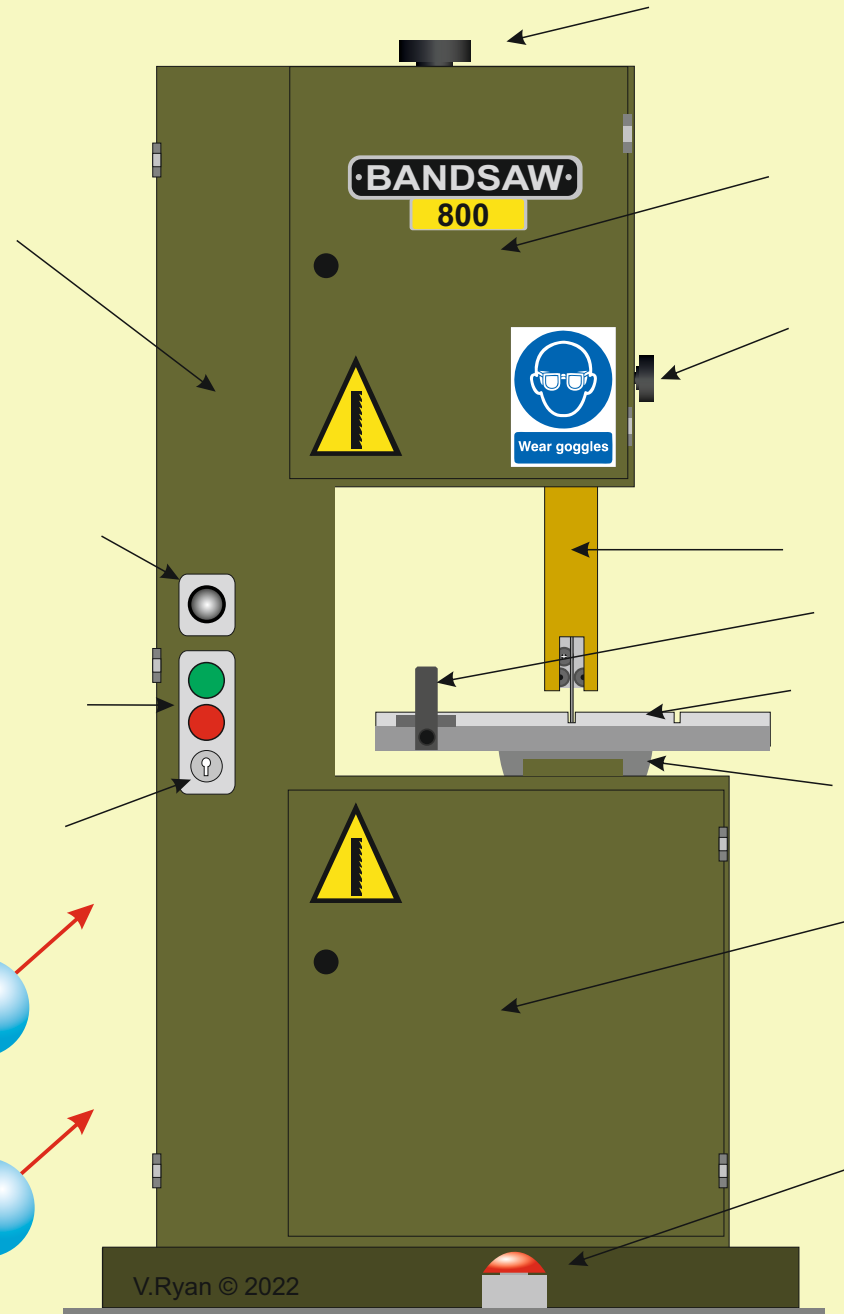
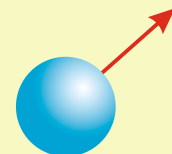
4. What are 'push sticks' and how are they used?

Include sketches or paste images of push sticks. At least one image must show push sticks being used.



5. What is a 'guide block' and how is it used?

Include a sketch or paste an image of a guide block being used.

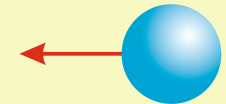


## EXTENSION WORK

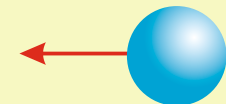
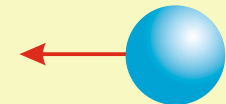
Paste images of a mitre fence and a rip saw fence. Explain their purpose.



8. What is meant by 'band saw blade set'? Include an image / sketch.



7. Name and describe three 'band saw tooth types'. You can include images to support your answer.



6. What is meant by TPI? Include an image / sketch / diagram.