

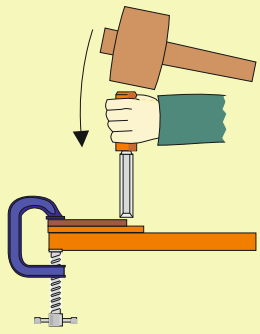
CLICK ON THE SMALL CIRCLES FOR LINKS TO USEFUL INFORMATION.

# COMMON CHISELS AND HOW THEY ARE USED

1. Name and describe the three common types of chisel shown below.




2. Describe the safe use of a chisel, as seen in the diagram opposite. Include your own sketches, to support your answer.





3. Draw a labelled diagram (front and side view) of a mortise chisel.



4. Describe the mortise chisel. Include the materials used for the blade and handle.

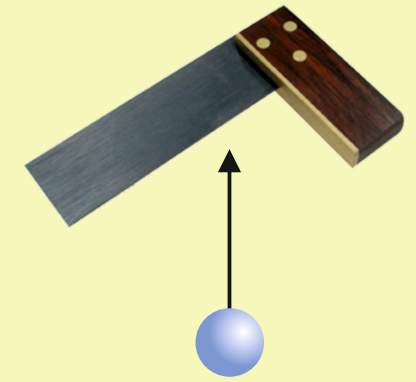


5. How is a mortise chisel used safely? Include a sketch and notes.



## EXTENSION WORK

Special chisels are used for 'carving' wood into 3D shapes and forms. Search the internet for the names of 'wood carving chisels'. Include an image / images.



7. A woodworkers try square is often used when marking out wood, for work with saws and chisels. Describe the try square and include a labelled sketch.

6. Name and describe the use of this tool, in relation to a mortise chisel. Include a sketch / paste an image, of the tool in use.