

DEVELOPMENTS / NETS

V.Ryan © 2000 - 2009

On behalf of The World Association of Technology Teachers

W.A.T.T.



World Association of Technology Teachers

This exercise can be printed and used by teachers and students. It is recommended that you view the website (www.technologystudent.com) before attempting the design sheet .

THESE MATERIALS CAN BE PRINTED AND USED BY TEACHERS AND STUDENTS.
THEY MUST NOT BE EDITED IN ANY WAY OR PLACED ON ANY OTHER MEDIA INCLUDING WEB SITES AND INTRANETS.
NOT FOR COMMERCIAL USE.
THIS WORK IS PROTECTED BY COPYRIGHT LAW.
IT IS ILLEGAL TO DISPLAY THIS WORK ON ANY WEBSITE/MEDIA STORAGE OTHER THAN www.technologystudent.com

You have been asked to design a package / development / net for a company manufacturing chocolates/ sweets for young children.

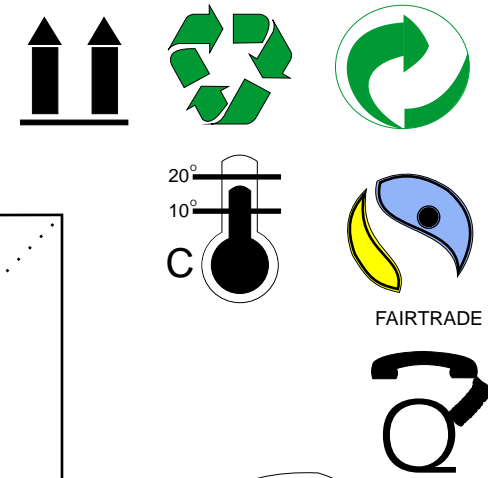

1. Select / decide on a name for the product. Then select a style of writing. Add this to the net / development.

2. Choose a colour scheme and apply it to the net / development.


3. Add appropriate symbols / logos/ bar codes etc.... using the symbols on this page or your own designs.

4. Add a decorative design to the box. For example, a picture of the product could be drawn on the outside surface. You may wish to add the designers name to the package.

5. Consider adding more detail such as an ingredients list and any other information you feel is important.



GLUTEN free



CE
EUROPEAN
STANDARDS



BRITISH
STANDARDS

