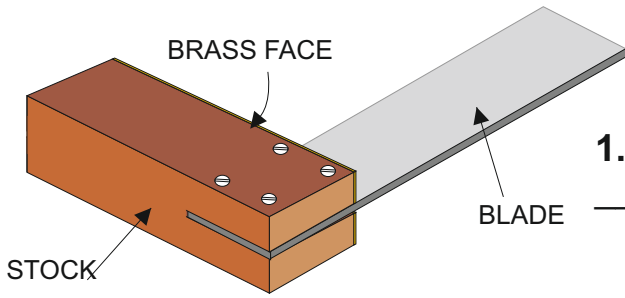


THE WOODWORKERS TRY-SQUARE

V.Ryan © 2009-2023 World Association of Technology Teachers

USEFUL LINK: <https://technologystudent.com/equip1/try1.htm>

A typical woodworkers try square is shown opposite.

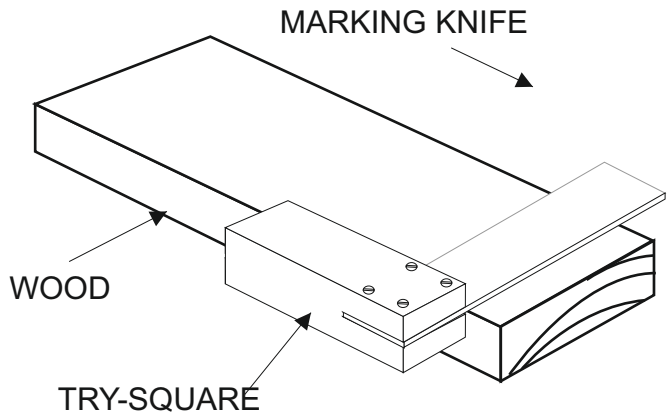


1. The blade is manufactured from _____ . **1 Mark**

2. The blade has been hardened and tempered because (**2 marks**):

3. Why does the stock have a brass face? (**2 marks**)

4. A try square and marking knife are used to mark out lengths of wood to the correct distance. Draw the marking knife in the correct position on the diagram shown opposite. **2 marks**



5. Why is a marking knife used rather than a pencil. Two possible answers are written below. Put a tick in the box opposite the correct answer. **2 marks**

The knife cuts/breaks precisely, the wood fibres. This means that when a saw is used to cut away the waste wood, a frayed or uneven edge is avoided.

A pencil requires sharpening and this slows down the marking out procedure.

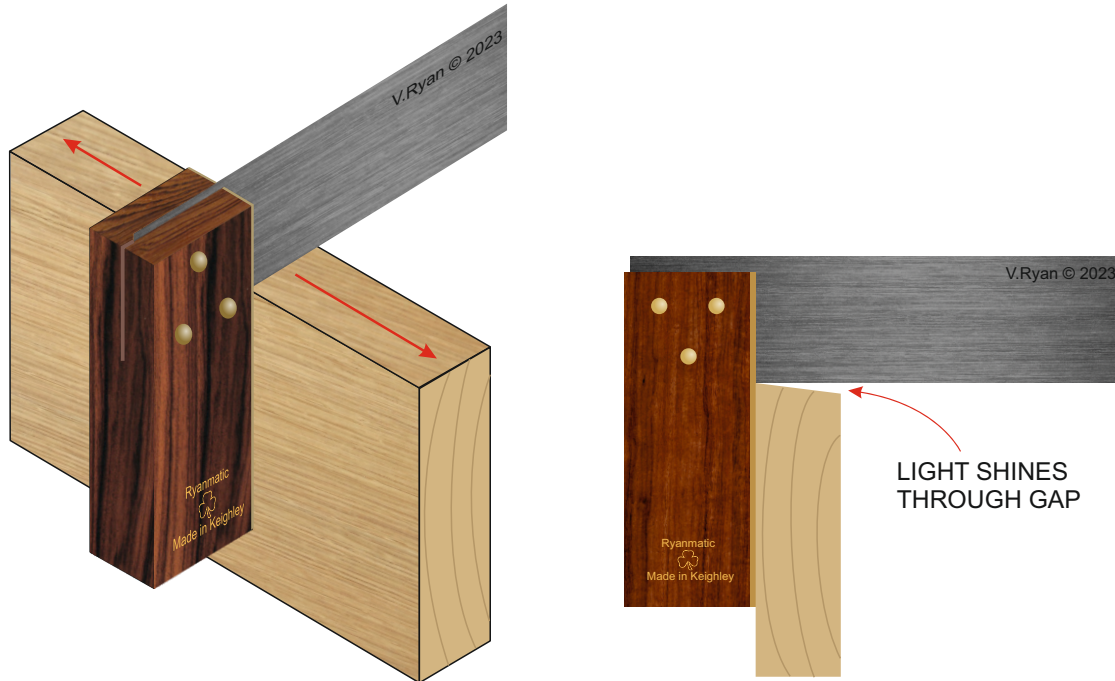
THE WOODWORKERS TRY-SQUARE

V.Ryan © 2009-2023 World Association of Technology Teachers

USEFUL LINK: <https://technologystudent.com/equip1/try1.htm>

6. The diagram below shows a woodworkers try square being used to carry out an important quality check. **3 marks**

Explain / describe the quality check.



7. Describe another use of a woodworkers try square. Include a sketch. **6 marks**
