


LETTERING STYLE - EXAMINATION QUESTION

V.Ryan © 2000 - 2010

On behalf of The World Association of Technology Teachers

W.A.T.T.



World Association of Technology Teachers


This exercise can be printed and used by teachers and students. It is recommended that you view the website (www.technologystudent.com) before attempting the design sheet .

THESE MATERIALS CAN BE PRINTED AND USED BY TEACHERS AND STUDENTS.
THEY MUST NOT BE EDITED IN ANY WAY OR PLACED ON ANY OTHER MEDIA INCLUDING WEB SITES AND INTRANETS.
NOT FOR COMMERCIAL USE.
THIS WORK IS PROTECTED BY COPYRIGHT LAW.
IT IS ILLEGAL TO DISPLAY THIS WORK ON ANY WEBSITE/MEDIA STORAGE OTHER THAN www.technologystudent.com


EXAMINATION QUESTION

V.Ryan © 2010 World Association of Technology Teachers

The style of writing seen below is to be used for a HAPPY BIRTHDAY card.



Complete the word 'BIRTHDAY' by adding the missing letters. The letters should be drawn in the same style as shown above. Add appropriate colour and shade to complete the presentation.



BIRTHDAY