

ALTERNATIVE DESIGN FOR THE CHARITY COLLECTION BOX

V.Ryan © 2000 - 2012

On behalf of The World Association of Technology Teachers

W.A.T.T.



World Association of Technology Teachers

This exercise can be printed and used by teachers and students. It is recommended that you view the website (www.technologystudent.com) before attempting the design sheet .

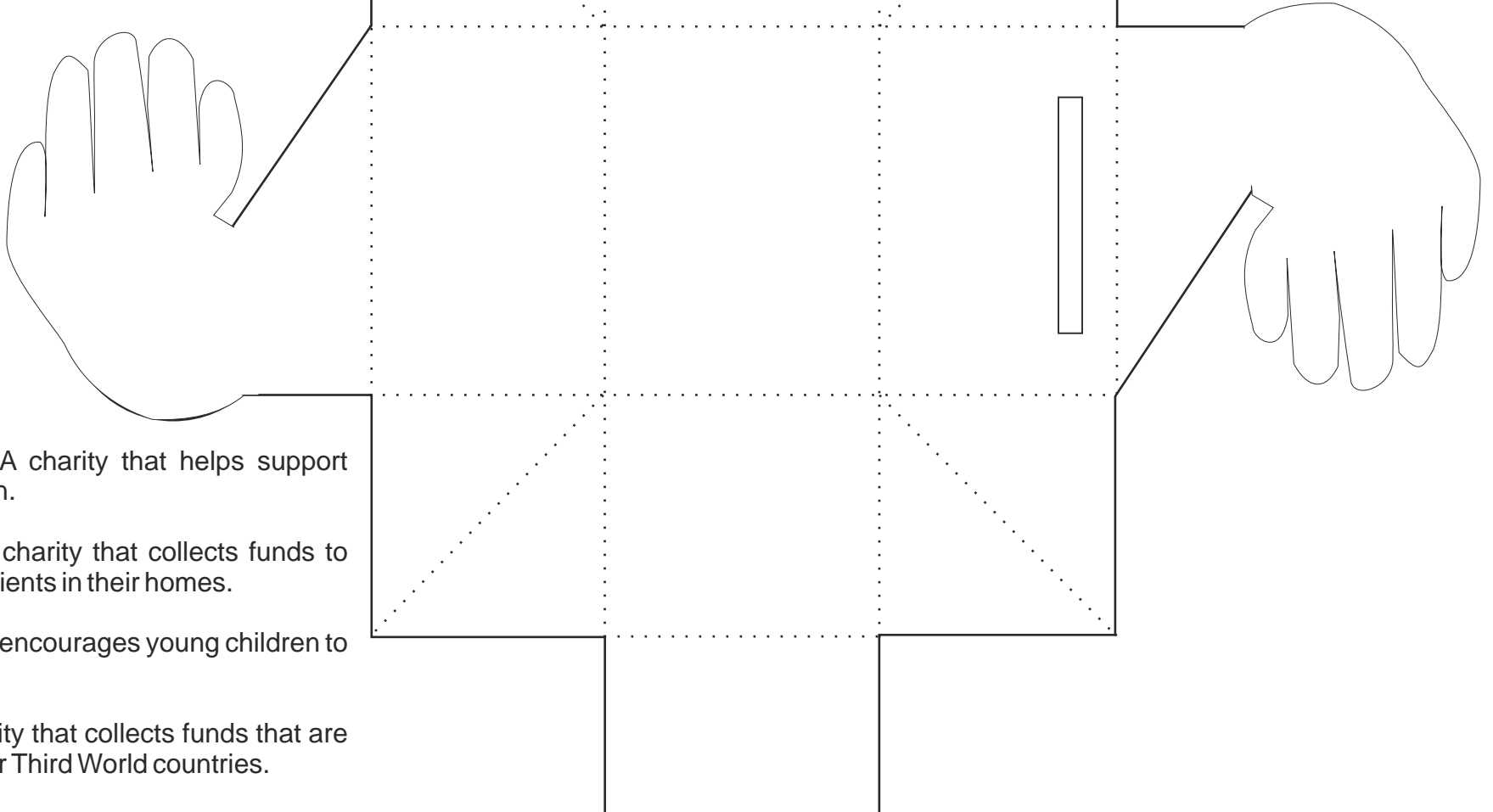
THESE MATERIALS CAN BE PRINTED AND USED BY TEACHERS AND STUDENTS.
THEY MUST NOT BE EDITED IN ANY WAY OR PLACED ON ANY OTHER MEDIA INCLUDING WEB SITES AND INTRANETS.
NOT FOR COMMERCIAL USE.
THIS WORK IS PROTECTED BY COPYRIGHT LAW.
IT IS ILLEGAL TO DISPLAY THIS WORK ON ANY WEBSITE/MEDIA STORAGE OTHER THAN www.technologystudent.com

ALTERNATIVE COLLECTION BOX DESIGN

V.Ryan © 2012 World Association of Technology Teachers

Using the development / net shown opposite.

Add appropriate graphics and text, for one of the fictitious charities listed below:



Mums and Children - A charity that helps support mothers and their children.

Nursing and Care - A charity that collects funds to support the nursing of patients in their homes.

Be Active - A charity that encourages young children to be physically active.

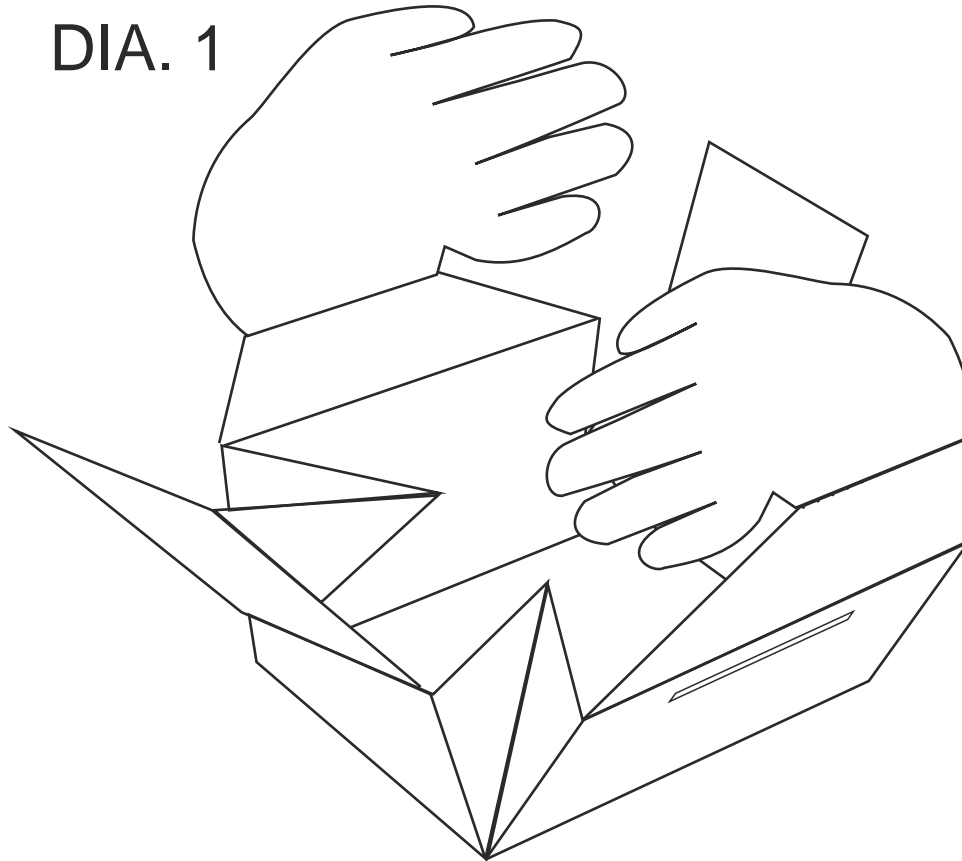
Feed the World - A charity that collects funds that are spent on food products for Third World countries.

ALTERNATIVE DESIGN FOR THE CHARITY COLLECTION BOX

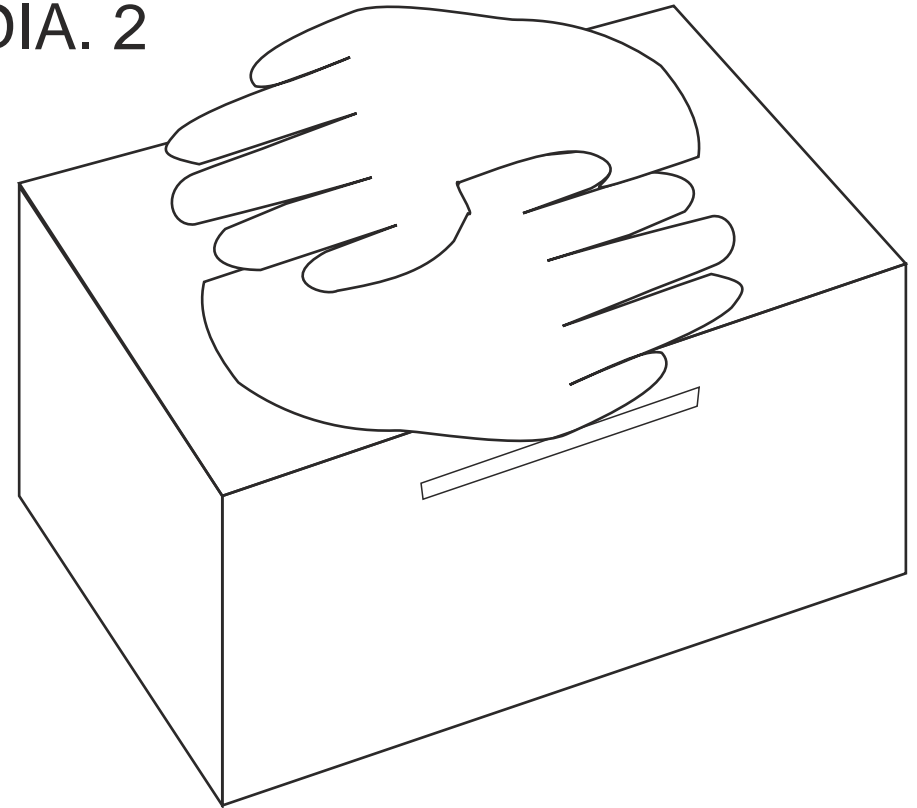
The diagram below shows how the development / net of the alternative collection box is folded. When held together by the lid, the box forms a fairly solid shape.

The folded collection box can be seen below. The two halves (hands) of the lid, hold the three dimensional package together. The box can be opened when the two hands are separated.

DIA. 1



DIA. 2



On **diagram 2** - add appropriate graphics and text for the charity you selected in the previous question.

Marks will be awarded for the quality of drawing / sketching, accuracy and application of colour / shade.