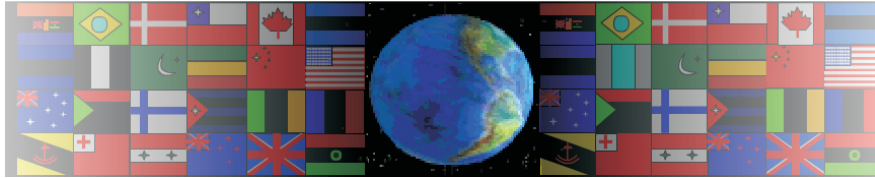


BARCODES

V.Ryan © 2000 - 2008

On behalf of The World Association of Technology Teachers

W.A.T.T.



World Association of Technology Teachers

The 'Barcodes Exercise' can be printed and used by teachers and students. It is recommended that you view the website section 'Graphics' (www.technologystudent.com) before attempting the design sheet.

THESE MATERIALS CAN BE PRINTED AND USED BY TEACHERS AND STUDENTS.
THEY MUST NOT BE EDITED IN ANY WAY OR PLACED ON ANY OTHER MEDIA INCLUDING WEB SITES AND INTRANETS.
NOT FOR COMMERCIAL USE.
THIS WORK IS PROTECTED BY COPYRIGHT LAW.
IT IS ILLEGAL TO DISPLAY THIS WORK ON ANY WEBSITE/MEDIA STORAGE OTHER THAN www.technologystudent.com

BARCODES

List three products that you think would benefit from having a 'designer' barcode and briefly explain why.

PRODUCT ONE: _____

EXPLANATION: _____


PRODUCT ONE: _____

EXPLANATION: _____

PRODUCT ONE: _____

EXPLANATION: _____

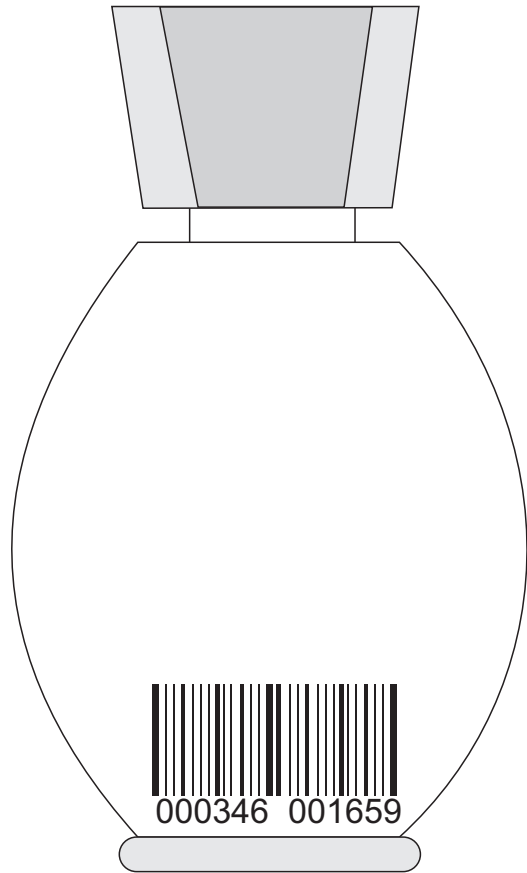
Add a designer barcode to the image shown below. The image appears on the packaging for a model train. Include an explanation of your design.



EXPLANATION: _____

BARCODES

The small bottle below contains extremely expensive perfume. The existing barcode can be seen on the label on the back of the bottle. Create a designer barcode by adding appropriate graphics to the barcode. Include an explanation of your design.



EXPLANATION:
