


# MEDICAL SYMBOLS - UPDATE

V.Ryan © 2000 - 2008

On behalf of The World Association of Technology Teachers

## W.A.T.T.



World Association of Technology Teachers

The 'Symbols Exercise' can be printed and used by teachers and students. It is recommended that you view the website section 'Graphics' ([www.technologystudent.com](http://www.technologystudent.com)) before attempting the design sheet.

THESE MATERIALS CAN BE PRINTED AND USED BY TEACHERS AND STUDENTS.  
THEY MUST NOT BE EDITED IN ANY WAY OR PLACED ON ANY OTHER MEDIA INCLUDING WEB SITES AND INTRANETS.  
NOT FOR COMMERCIAL USE.  
THIS WORK IS PROTECTED BY COPYRIGHT LAW.  
IT IS ILLEGAL TO DISPLAY THIS WORK ON ANY WEBSITE/MEDIA STORAGE OTHER THAN [www.technologystudent.com](http://www.technologystudent.com)

# UPDATING MEDICAL SYMBOLS

V.Ryan © 2008 World Association of Technology Teachers





The symbol below shows the old hayfever symbol as seen on the packaging for a medicine container. An updated symbol is seen to the right. However, it has been rejected by the pharmaceutical company as they think it lacks imagination. You are to design a more imaginative symbol.

1. Use the space at the top of the page for two rough designs. You may wish to experiment with colour and simplified images.
2. Select your best design and draw a coloured rendered version in the available space in table below.
3. Add notes to explain your design.

ROUGH DESIGN 1

ROUGH DESIGN 2

--	--

HAYFEVER				NEW SYMBOL
	→		→	
HAYFEVER				YOUR NEW SYMBOL
	→		→	

NOTES

---



---



---