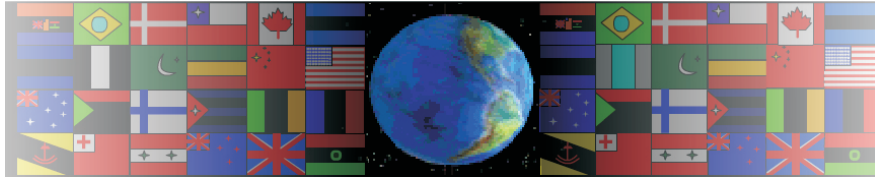


# SYMBOLS EXERCISE

V.Ryan © 2000 - 2008

On behalf of The World Association of Technology Teachers

## W.A.T.T.



World Association of Technology Teachers

The 'Symbols Exercise' can be printed and used by teachers and students. It is recommended that you view the website section 'Graphics' ([www.technologystudent.com](http://www.technologystudent.com)) before attempting the design sheet.

THESE MATERIALS CAN BE PRINTED AND USED BY TEACHERS AND STUDENTS.  
THEY MUST NOT BE EDITED IN ANY WAY OR PLACED ON ANY OTHER MEDIA INCLUDING WEB SITES AND INTRANETS.  
NOT FOR COMMERCIAL USE.  
THIS WORK IS PROTECTED BY COPYRIGHT LAW.  
IT IS ILLEGAL TO DISPLAY THIS WORK ON ANY WEBSITE/MEDIA STORAGE OTHER THAN [www.technologystudent.com](http://www.technologystudent.com)

# SYMBOL ANALYSIS - QUESTIONS

V.Ryan © 2008 World Association of Technology Teachers


Draw a line from the word / phrase to the most appropriate symbol.

---


SHAPE



SAFETY FACTORS



AGE GROUP



MANUFACTURE



INFORMATION



INSTRUCTIONS

CE

TIME SCALE



COLOUR SCHEME

£

ADDRESSES



SIZE



COST

