


# TYPES OF BOLTS

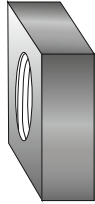
V.Ryan © 2008-2022 World Association of Technology Teachers

**USEFUL LINK** <https://technologystudent.com/joints/bolt1.htm>

COACH BOLT



SQUARE/FLAT NUT



1. The bolt seen opposite is a typical coach bolt. Write a description of this type of bolt, include a typical use.

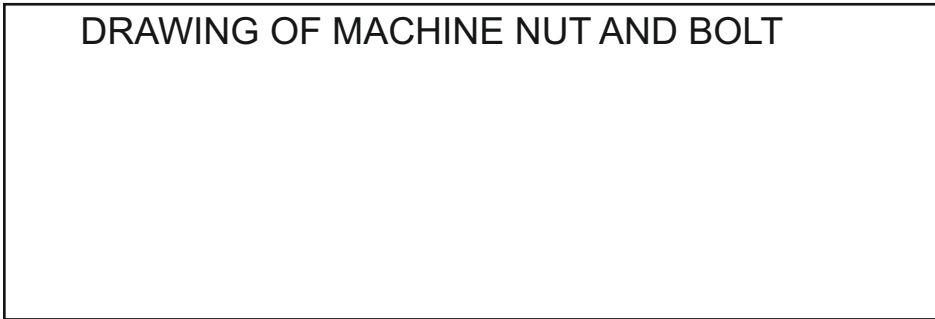
---

---

---

---

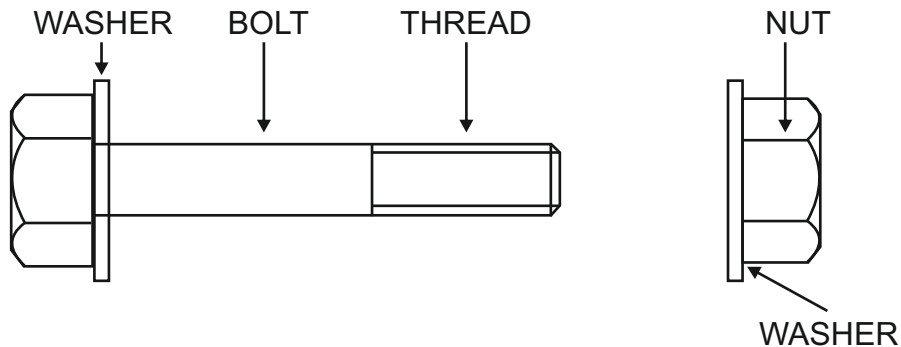
DRAWING OF MACHINE NUT AND BOLT



2. This is a typical description of a Machine Bolt: “Two spanners are needed to tighten the nut and bolt. The first spanner fits round the hexagonal head of the bolt and a second spanner is used to tighten the hexagonal nut”.

Sketch a machine nut and bolt in the space opposite.

An engineering drawing of a machine bolt is seen below. This is how it would appear on an orthographic drawing, ready for a factory to manufacture.



3. Below is a drawing of two blocks of steel. They have been drilled so that a machine bolt can be pass through them and a nut used to fix them together securely.

Draw the nut, bolt and washers in position.

