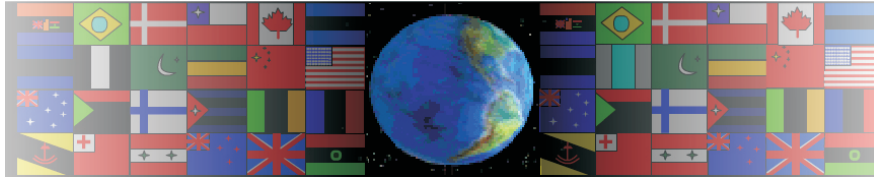


SHADING EXERCISE - 2

V.Ryan © 2000 - 2008

On behalf of The World Association of Technology Teachers

W.A.T.T.



World Association of Technology Teachers

The 'Shading Exercise' can be printed and used by teachers and students. It is recommended that you view the website section 'Graphics' (www.technologystudent.com) before attempting the design sheet.

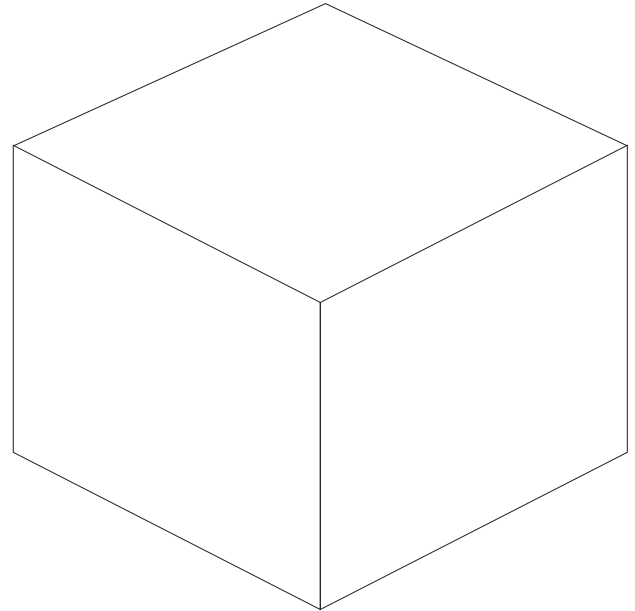
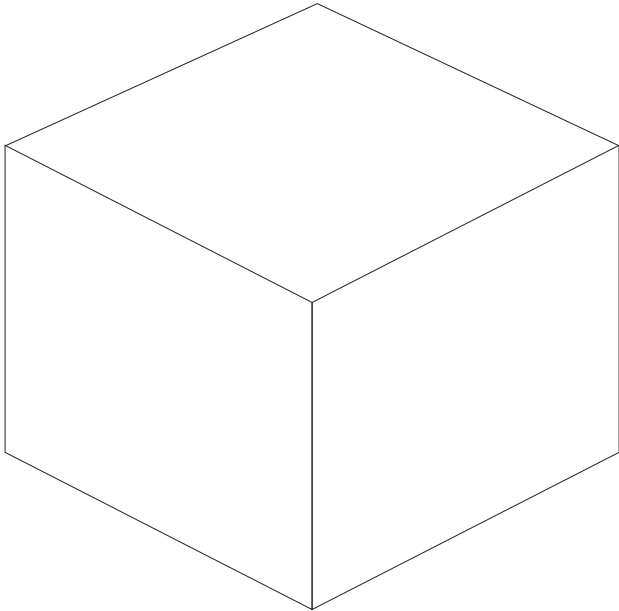
THESE MATERIALS CAN BE PRINTED AND USED BY TEACHERS AND STUDENTS.
THEY MUST NOT BE EDITED IN ANY WAY OR PLACED ON ANY OTHER MEDIA INCLUDING WEB SITES AND INTRANETS.
NOT FOR COMMERCIAL USE.
THIS WORK IS PROTECTED BY COPYRIGHT LAW.
IT IS ILLEGAL TO HAVE THIS WORK DISPLAYED ON ANY WEBSITE/MEDIA STORAGE OTHER THAN www.technologystudent.com

EXAMINATION QUESTIONS

GRAPHIC PRODUCTS

V.Ryan © 2008 World Association of Technology Teachers

1. Using coloured pencils, shade the two cubes below. Display two different techniques



2. Use coloured pencils to shade the shapes below. Pay particular attention to the position of the light source

