

STRUCTURES

V.Ryan © 2000 - 2009

On behalf of The World Association of Technology Teachers

W.A.T.T.



World Association of Technology Teachers

This exercise can be printed and used by teachers and students. It is recommended that you view the website (www.technologystudent.com) before attempting the design sheet .

THESE MATERIALS CAN BE PRINTED AND USED BY TEACHERS AND STUDENTS.
THEY MUST NOT BE EDITED IN ANY WAY OR PLACED ON ANY OTHER MEDIA INCLUDING WEB SITES AND INTRANETS.
NOT FOR COMMERCIAL USE.
THIS WORK IS PROTECTED BY COPYRIGHT LAW.
IT IS ILLEGAL TO DISPLAY THIS WORK ON ANY WEBSITE/MEDIA STORAGE OTHER THAN www.technologystudent.com

FAMOUS STRUCTURES OF THE WORLD

V.Ryan © 2009 World Association of Technology Teachers

1. The structures / buildings shown below are famous and well known. Write the name of each structure / building under each picture.
2. Using the world map on the second sheet, write the number of each structure / building in the correct place.
3. Name each country in which you have placed the number of the structure / building.


1



2




3




4



5



6



7



8



9




10



11



12



FAMOUS STRUCTURES OF THE WORLD

V.Ryan © 2009 World Association of Technology Teachers

V.Ryan © 2005

1. The structures / buildings shown on the first page are famous and well known. Write the number representing each structure / building, in the correct place on the world map.
2. Name each country in which you have placed the number representing each structure / building.
3. Can you think of any more famous structures / buildings? Add them to the world map by writing their names in the correct places.