

STRUCTURES

V.Ryan © 2000 - 2009

On behalf of The World Association of Technology Teachers

W.A.T.T.



World Association of Technology Teachers

This exercise can be printed and used by teachers and students. It is recommended that you view the website (www.technologystudent.com) before attempting the design sheet .

THESE MATERIALS CAN BE PRINTED AND USED BY TEACHERS AND STUDENTS.
THEY MUST NOT BE EDITED IN ANY WAY OR PLACED ON ANY OTHER MEDIA INCLUDING WEB SITES AND INTRANETS.
NOT FOR COMMERCIAL USE.
THIS WORK IS PROTECTED BY COPYRIGHT LAW.
IT IS ILLEGAL TO DISPLAY THIS WORK ON ANY WEBSITE/MEDIA STORAGE OTHER THAN www.technologystudent.com

FAMOUS STRUCTURES OF THE WORLD

V.Ryan © 2009-2017 World Association of Technology Teachers

Below are a series of images showing parts of famous structures around the world. The names of the structures are listed. Write the correct name under the image.

STATUE OF CHRIST
THE REDEEMER

EMPIRE STATE
BUILDING

LEANING TOWER OF
PISA

STONEHENGE

SYDNEY
OPERA HOUSE

GREAT WALL
OF CHINA

COLOSSEUM






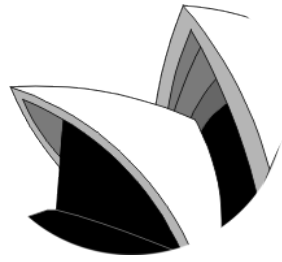


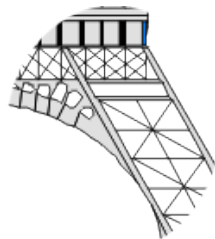



TAJ MAHAL

TOWER BRIDGE

STATUE OF LIBERTY

THE GREAT PYRAMIDS

EIFFEL TOWER

| | | | |
|--|--|---|---|
| <p>1</p>  <p>_____</p> <p>_____</p> | <p>2</p>  <p>_____</p> <p>_____</p> | <p>3</p>  <p>_____</p> <p>_____</p> | <p>4</p>  <p>_____</p> <p>_____</p> |
| <p>5</p>  <p>_____</p> <p>_____</p> | <p>6</p>  <p>_____</p> <p>_____</p> | <p>7</p>  <p>_____</p> <p>_____</p> | <p>8</p>  <p>_____</p> <p>_____</p> |
| <p>9</p>  <p>_____</p> <p>_____</p> | <p>10</p>  <p>_____</p> <p>_____</p> | <p>11</p>  <p>_____</p> <p>_____</p> | <p>12</p>  <p>_____</p> <p>_____</p> |