

WORKSHOP EQUIPMENT / TOOLS - 'BOXED LEARNING' EXERCISE

1

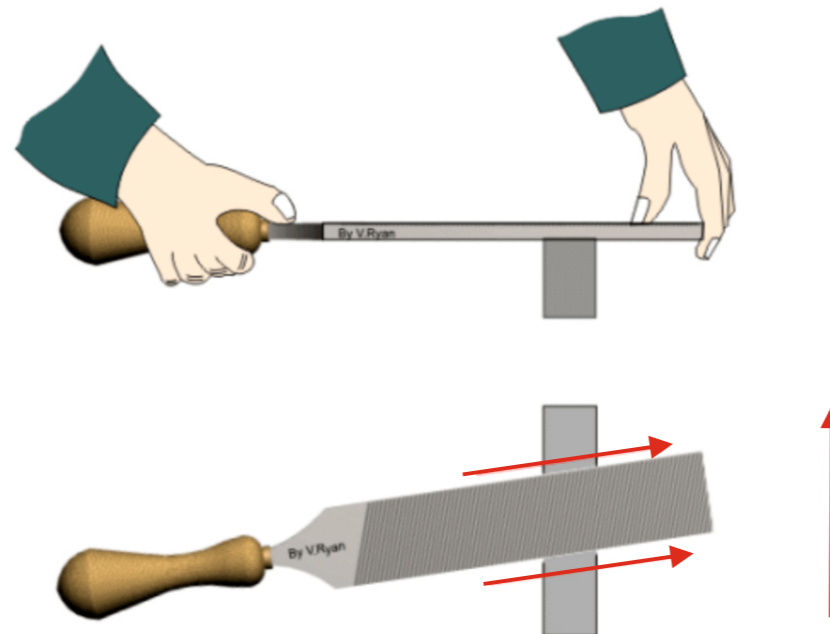
WRITE A BRIEF DESCRIPTION OF A HAND FILE (seen opposite)

2

THE SKETCH OPPOSITE, SHOWS 'THROUGH FILING'. DESCRIBE THIS PROCESS

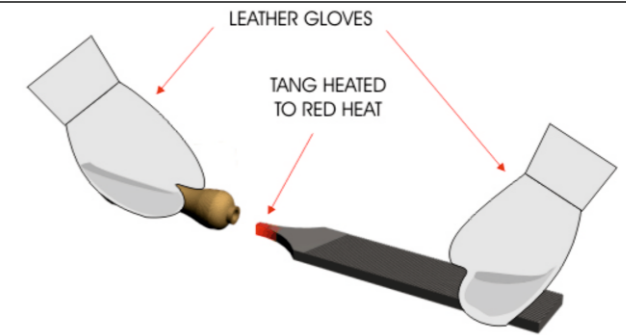
3

THE THROUGH FILING PROCESS



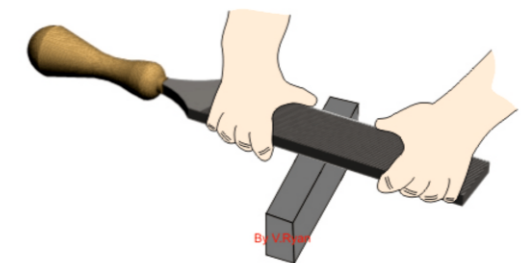
5

HOW IS THE HANDLE PERMANENTLY FITTED TO THE FILE?



4

WHAT IS DRAW FILING? (shown below)



ESSENTIAL LINKS:

- <http://www.technologystudent.com/equip1/hfile1.htm>
- <http://www.technologystudent.com/equip1/hfile3.htm>
- <http://www.technologystudent.com/equip1/hfile2.htm>
- <https://www.youtube.com/watch?v=FKXeIRaox1k>