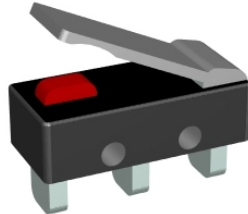



ELECTRONIC COMPONENTS AND SYMBOLS


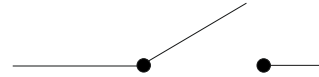
HELPFUL LINKS: <https://technologystudent.com/elec1/compn1.htm>
<https://technologystudent.com/elec1/compn2.htm>
<https://technologystudent.com/elec1/compn3.htm>

Many of the components used in electronics are shown below. Either name the component or draw its symbol / symbols.

SLIDE SWITCH



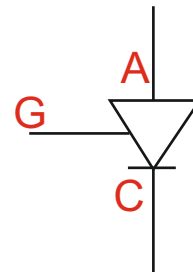

© Ryan © 2009-2022 World Association of Technology Teachers




PUSH SWITCH



RELAY



BATTERY /
POWER RAILS

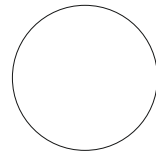



CELLS

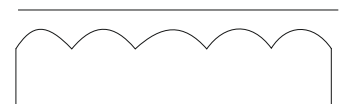
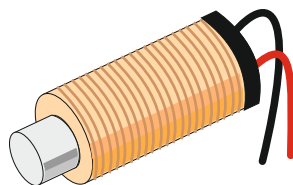
POWER RAILS



DIODE



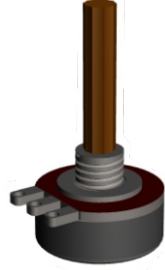
MOTOR



ELECTROLYTIC
CAPACITOR




NON-ELECTROLYTIC
CAPACITOR




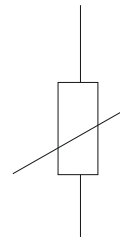

PRESET
RESISTOR



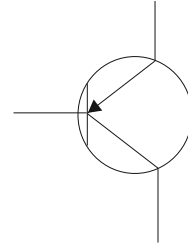
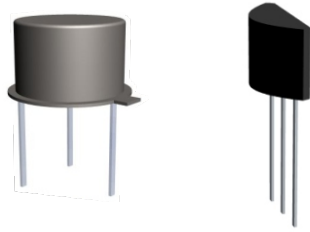
LDR /
LIGHT DEPENDENT
RESISTOR



RESISTOR



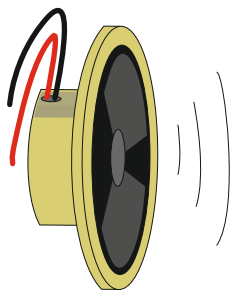
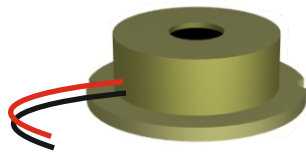
NPN TRANSISTOR



MICROPHONE



BUZZER



IC
INTEGRATED
CIRCUIT

