


# EXAMINATION PREPARATION

V.Ryan © 2000 - 2009

On behalf of The World Association of Technology Teachers

# W.A.T.T.




World Association of Technology Teachers

This exercise can be printed and used by teachers and students. It is recommended that you view the website ([www.technologystudent.com](http://www.technologystudent.com)) before attempting the design sheet .


THESE MATERIALS CAN BE PRINTED AND USED BY TEACHERS AND STUDENTS.  
THEY MUST NOT BE EDITED IN ANY WAY OR PLACED ON ANY OTHER MEDIA INCLUDING WEB SITES AND INTRANETS.  
NOT FOR COMMERCIAL USE.  
THIS WORK IS PROTECTED BY COPYRIGHT LAW.  
IT IS ILLEGAL TO DISPLAY THIS WORK ON ANY WEBSITE/MEDIA STORAGE OTHER THAN [www.technologystudent.com](http://www.technologystudent.com)

## RECYCLING SYMBOL DESIGN AND PARTY PACKS

You are to produce a new recycling symbol based on an existing recycling symbol and a party symbol of your own. Complete your two designs seen below. Explain each of your designs.



YOUR PART SYMBOL




NEW RECYCLING SYMBOL


NOTES:

---

---



YOUR PART SYMBOL



NEW RECYCLING SYMBOL

NOTES:

---

---