

ARE YOU EQUIPPED TO LEARN?

V.Ryan © 2000 - 2010

On behalf of The World Association of Technology Teachers

W.A.T.T.



World Association of Technology Teachers

This exercise can be printed and used by teachers and students. It is recommended that you view the website (www.technologystudent.com) before attempting the design sheet .

THESE MATERIALS CAN BE PRINTED AND USED BY TEACHERS AND STUDENTS.
THEY MUST NOT BE EDITED IN ANY WAY OR PLACED ON ANY OTHER MEDIA INCLUDING WEB SITES AND INTRANETS.
NOT FOR COMMERCIAL USE.
THIS WORK IS PROTECTED BY COPYRIGHT LAW.
IT IS ILLEGAL TO DISPLAY THIS WORK ON ANY WEBSITE/MEDIA STORAGE OTHER THAN www.technologystudent.com

ARE YOU EQUIPPED TO LEARN?

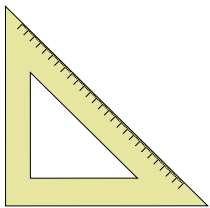
V.Ryan © 2010 World Association of Technology Teachers

Look at the school equipment list in your diary and place a tick next to the statement that applies to you: (Remember; in many countries families are so poor that drawing and writing equipment is extremely precious).


1. I have all the equipment (as specified by the school) necessary to ensure that I can take part fully in all my lessons.
2. I have most of the equipment I need for my lessons.
3. I have some of the equipment I need for lessons.
4. I do not have the right equipment or enough equipment to take part in lessons.

Explain your selection: _____

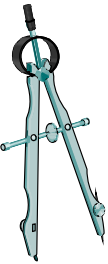
The equipment seen below is used when attempting class work. Name each piece of equipment and explain how it is used.



NAME _____
DESCRIPTION _____



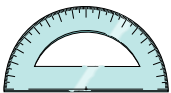
NAME _____
DESCRIPTION _____



NAME _____
DESCRIPTION _____



NAME _____
DESCRIPTION _____



NAME _____
DESCRIPTION _____



NAME _____
DESCRIPTION _____

Why is it important to come to school with all the equipment listed in your homework diary?

KEY WORDS / PHRASES:

WORK ETHIC BEING PREPARED READY TO LEARN REACH FULL POTENTIAL
EQUIPPED TO LEARN TIME NOT WASTED PRIMED TO LEARN DISTRACTING OTHERS

ARE YOU EQUIPPED TO LEARN?

V.Ryan © 2010 World Association of Technology Teachers

Make a list of seven pieces of drawing/writing equipment that you feel are essential to help you learn in lessons. Place them in order of importance / priority. Explain your choice of each piece of equipment and include a sketch.

EQUIPMENT

EXPLANATION

1.	<hr/> <hr/> <hr/> <hr/>	<hr/> <hr/> <hr/> <hr/>
2.	<hr/> <hr/> <hr/> <hr/>	<hr/> <hr/> <hr/> <hr/>
3.	<hr/> <hr/> <hr/> <hr/>	<hr/> <hr/> <hr/> <hr/>
4.	<hr/> <hr/> <hr/> <hr/>	<hr/> <hr/> <hr/> <hr/>
5.	<hr/> <hr/> <hr/> <hr/>	<hr/> <hr/> <hr/> <hr/>
6.	<hr/> <hr/> <hr/> <hr/>	<hr/> <hr/> <hr/> <hr/>
7.	<hr/> <hr/> <hr/> <hr/>	<hr/> <hr/> <hr/> <hr/>

Draw a rich picture similar to the one seen below. Include drawing / writing equipment that you often use in the classroom or when completing homework. Alongside each of the drawings, write the name of the subject in which that piece of equipment is most used.

V.Ryan © 2010 World Association of Technology Teachers

