

MATERIALS

METALS- PLASTICS -STRUCTURAL WOODS

This mobile revision pdf is based on detailed work found in the 'MATERIALS' section.

Tap on the green link button below to go to the complete website section



Tap the blue button to view MATERIALS covered by this Revision PDF



World Association of Technology Teachers

MATERIALS

1. WHAT ARE FERROUS AND NON-FERROUS METALS?

FERROUS METALS

2. WROUGHT IRON

3. ALLOYS - STEEL

NON-FERROUS METALS

4. NON-FERROUS METALS

5. THERMOSETTING PLASTICS

6. THERMOPLASTICS

7. TIMBERS - SOFTWOODS

8. TIMBERS - HARDWOODS

9. COMPLIANT BOARDS (MAN-MADE BOARDS)

10. PACKAGING MATERIALS

FERROUS AND NON-FERROUS METALS

V.Ryan © www.technologystudent.com 2019

Non-ferrous metals do not contain IRON

Ferrous metals contain IRON
These are metals that contain iron. Consequently they tend to rust / suffer from corrosion. They need protecting with paint, oil or a surface finish. They react to a magnet.

Non-ferrous metals do not contain iron.

Consequently, they do not to rust or suffer unduly from contact with moisture. They do not react to a magnet.

Tap the red button to return to the Contents page



FERROUS METALS - IRON

V.Ryan © www.technologystudent.com 2019

Wrought Iron was used by the Romans.

Roman iron weapons were forged, not cast. Iron was forged by heating it to high temperatures (to red heat) and hammering it into shape.

Britain had numerous Roman iron ore mines. It also had large forests, which provided the wood required for smelting (extracting the iron from the ore).

Tap the images for more information and an exercise



Tap the blue button for the next MATERIALS page.



Tap the red button to return to the Contents page



FERROUS METALS – IRON – INDUSTRIAL REVOLUTION

V.Ryan © www.technologystudent.com 2019

Abraham Darby 1st (1678 –1717)

Developed a technique of producing 'pig iron' in large quantities, through casting molten iron, crucial to the industrial revolution. He developed sand casting techniques, making it possible to produce cast products of a high standard.

Tap the images for more information and an exercise

Abraham Darby 1st



Tap the blue button for the next MATERIALS page.



Tap the red button to return to the Contents page



FERROUS METALS – PROPERTIES OF IRON

V.Ryan © www.technologystudent.com 2019

Cast iron has a carbon content higher than 2.1%. Cast iron is brittle and can snap. Cast iron is likely to break/shatter if dropped or when it receives a 'blow'.

Products include; cast iron garden furniture, house numbers, weathervanes and vices.

Tap the images for more information and an exercise



Tap the red button to return to the Contents page



METALS- WHAT IS AN ALLOY?

V.Ryan © www.technologystudent.com 2019

An alloy is a metal (parent metal) combined with other substances (alloying agents), resulting in superior properties such as; strength, hardness, durability, ductility, tensile strength and toughness.

The parent metal is the majority of the alloy. For example, mild steel is 0.1 - 0.3% Carbon and 99.9 - 99.7% Iron.

Tap the images for more information and an exercise



Tap the blue button for the next MATERIALS page.



Tap the red button to return to the Contents page



FERROUS METALS THE ALLOY STEEL

V.Ryan © www.technologystudent.com 2019

Iron is the most used metal in the world, largely due to it being the main constituent of the alloy steel.

Common steel typically has 0.2 to 2.1% carbon content, with the rest being iron.

Our modern world relies on steel

Tap the images for more information and an exercise



Tap the blue button for the next MATERIALS page.



Tap the red button to return to the Contents page



FERROUS METALS - MILD STEEL

V.Ryan © www.technologystudent.com 2019

Carbon 0.1 - 0.3%

Iron 99.9 - 99.7%

Alloy of carbon and iron. Tough. High tensile strength. Can be case hardened. Rusts very easily, unless the surface is protected from moisture.

Most common metal used in school workshops. Used in general metal products and engineering.

Tap the images for more information and an exercise



Tap the blue button for the next MATERIALS page.



Tap the red button to return to the Contents page



FERROUS METALS - CARBON STEEL

V.Ryan © www.technologystudent.com 2019

Carbon 0.6 - 1.4%

Iron 99.4 - 98.6%

Alloy of iron and carbon. Higher carbon content than mild steel. Tough and strong. Carbon steel can be heat treated e.g. hardening and tempering.

Used for cutting tools such as drills and lathe tools.

Tap the images for more information and an exercise



Tap the blue button for the next
MATERIALS page.



Tap the red button to return to the
Contents page



FERROUS METALS STAINLESS STEEL

V.Ryan © www.technologystudent.com 2019

Alloy of iron, nickel and 10.5% to 11% chromium.

Tough, resistant to rust and stains. Does not corrode.

Cutlery, medical instruments, specialist corrosion resistant products such as pipes. Stainless steel pots and pans. Jewellery and watches.

Tap the images for more information and an exercise



V.Ryan © www.technologystudent.com 2019

Tap the blue button for the next MATERIALS page.



Tap the red button to return to the Contents page



ALLOYS

Tap on the green link button for detailed information and an exercise on alloys



Tap the red button to return to the Contents page



World Association of Technology Teachers

NON-FERROUS METALS

ALUMINIUM

V.Ryan © www.technologystudent.com 2019

Light grey in colour. Smelted from bauxite ore. Aluminium 95%, Copper 4%, Manganese 1%

Ductile, soft, malleable, machines well on lathes and milling machines. Very light and resists corrosion. Can be cast into products from ingots.

Used widely in aircraft, drinks cans, window frames, ladders, and kitchen ware.

Tap the images for more information and an exercise



Tap the blue button for the next MATERIALS page.



Tap the red button to return to the Contents page



NON-FERROUS METALS

COPPER

V.Ryan © www.technologystudent.com 2019

Reddish brown in colour, darkens slowly when in contact with air. This metal is not an alloy.

Ductile, can be beaten into shape as it is relatively soft. Conducts electricity and heat. Electrical wiring, tubing, kettles, bowls, pipes and plumbing. Used also in the production of printed circuit boards.

Tap the images for more information and an exercise



Tap the blue button for the next MATERIALS page.



Tap the red button to return to the Contents page



NON-FERROUS METALS

BRASS

V.Ryan © www.technologystudent.com 2019

A copper alloy. Deep yellow to golden colour. An alloy, mixture of copper and zinc 65% - 35%.

Casts and machines well. Surface tarnishes slowly on contact with air. Conducts electricity. Resists corrosion.

Parts for electrical fittings, engineering, ornaments, musical instruments.

Tap the images for more information and an exercise



Tap the blue button for the next MATERIALS page.



Tap the red button to return to the Contents page



NON-FERROUS METALS

BRONZE

V.Ryan © www.technologystudent.com 2019

A copper / tin alloy. Tin content up to 10%.
Engineers well on lathes and works quite well with hand tools.

Once used for ship fittings, due to its resistance to corrosion. Now replaced by stainless steel. Used for ornaments, cast bronze sculptures and ships propellers. Used also for bearings in engineering.

Tap the images for more information and an exercise



Tap the blue button for the next MATERIALS page.



Tap the red button to return to the Contents page



NON-FERROUS METALS

PEWTER

V.Ryan © www.technologystudent.com 2019

Pewter is a soft, malleable alloy, 85% to 99% tin. Other metals are copper, lead, antimony and bismuth. Has a low melting point compared to many metals (170–230 °C) making it highly suitable for casting.

Usually purchased in ingots and cast to shape in a workshop.

Used for making tankards and other decorative pieces.

Tap the images for more information and an exercise



Tap the red button to return to the Contents page



WHAT ARE MANMADE BOARDS

V.Ryan © www.technologystudent.com 2019

Manmade boards are commonly used in the construction industry, for interior fittings and furniture. They are more stable than natural woods and are less likely to warp and twist out of shape.

The three main types are; plywoods (laminated boards), particle boards and fibreboards.

They are all manmade in factories / mills. They are usually composed of natural woods and resin, which binds them together.

Tap the link button for more information and an exercise



Tap the blue button for the next MATERIALS page.



Tap the red button to return to the Contents page



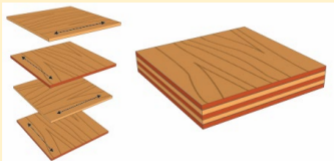
PLYWOOD - 1

V.Ryan © www.technologystudent.com 2019

Plywood is a composite material. Composed of individual plies / veneers of wood. The plies are glued together with synthetic resin.

Plywood is less likely to warp or split, due to this construction. Supplied in a range of sizes and thicknesses.

Tap the image for more information and an exercise



Tap the blue button for the next MATERIALS page.



Tap the red button to return to the Contents page



PLYWOOD - 2

V.Ryan © www.technologystudent.com 2019

Softwood ply tends to be used in the construction industry for walls, roofs and floors.

Hardwood ply often used for quality laminate flooring, kitchen units and some furniture.

Marine plywood is used in boat hull construction. It is specially treated so that it is water resistant .

Manmade boards such as plywood, can be manufactured so that they are extremely wide. This makes plywood a popular material in the construction industry.

Tap the link button for more information and an exercise



Tap the blue button for the next MATERIALS page.



Tap the red button to return to the Contents page



BLOCKBOARD

V.Ryan © www.technologystudent.com 2019

A type of plywood. Built up with a core of softwood strips bonded together with adhesive and covered with a sheet of plywood on either side.

Used as a building material and for furniture manufacture including fitted kitchens / bedrooms.

A strong and heavy board, unlikely to warp and twist. The plywood faces are normally beech or other natural woods.

Tap the image
for more
information and
an exercise



Tap the blue button for the next
MATERIALS page.



Tap the red button to return to the
Contents page



FLEXI PLY

V.Ryan © www.technologystudent.com 2019

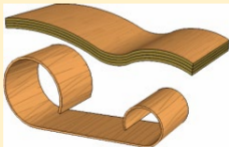
A flexible form of plywood. Can be formed into various 'curved shapes.

Composed of several layers of thin plies. Flexi Ply is ideal for all applications which require bends and curves. This allows the flexi ply to be manipulated into curved shapes.

Available in a range of thicknesses.

Used in modern furniture and interior design where curved surfaces are required.

Tap the image for more information and an exercise



Tap the blue button for the next MATERIALS page.



Tap the red button to return to the Contents page



CHIPBOARD

V.Ryan © www.technologystudent.com 2019

This is made up of small chips of wood bonded together with resin and formed into sheets by compression.

It is not as strong as plywood or block board, but it is not expensive. Chipboard is often covered with a plastic laminate or wood veneer and used in cheap furniture. A particle board. Interior and moisture resistant chipboards are available.

Tap the image for more information and an exercise



Tap the blue button for the next MATERIALS page.



Tap the red button to return to the Contents page



MEDIUM DENSITY FIBRE BOARD (MDF)

V.Ryan © www.technologystudent.com 2019

A quality board, relatively cheap. Composed of fine wood dust and resin pressed into a board.

Can be worked, shaped and machined easily. Paint can be applied to it, without the need for an undercoat or primer (although finishes better with an MDF primer). Used widely in the building, shop fitting and furniture trades.

Tap the image for more information and an exercise



Tap the blue button for the next MATERIALS page.



Tap the red button to return to the Contents page



HARDBOARD

V.Ryan © www.technologystudent.com 2019

Made from wood fibres that have been pulped.

The pulp is put under pressure until the fibres bond to produce a tough board.

Standard hardboard is smooth on one side and rough on the other. It is not as strong as the other boards.

Duo faced hardboard has two smooth faces. Used for hidden parts of furniture such as the back of a cupboard.

Tap the image for more information and an exercise



Tap the red button to return to the Contents page



WHAT ARE THERMOSETTING PLASTICS ?

V.Ryan © www.technologystudent.com 2019

Once heated and moulded, these plastics cannot be reheated and remoulded. The molecules of these plastics are cross linked in three dimensions and this is why they cannot be reshaped or recycled. The bond between the molecules is very strong.

Tap the image for more information and an exercise



Tap the blue button for the next MATERIALS page.



Tap the red button to return to the Contents page



THERMOSETTING PLASTICS 1

V.Ryan © www.technologystudent.com 2019

Many adhesives (glues) are thermosetting plastics. For example, Araldite. Composed of two tubes (one is resin, the other a catalyst). They are mixed to form the glue.

Tap the image for more information and an exercise



Tap the blue button for the next MATERIALS page.



Tap the red button to return to the Contents page



THERMOSETTING PLASTICS 2

V.Ryan © www.technologystudent.com 2019

Polyurethane. This forms the basis of many paints and varnishes. Tough, water resistant.

Tap the image for more information and an exercise



Tap the blue button for the next MATERIALS page.



Tap the red button to return to the Contents page



THERMOSETTING PLASTICS 3

V.Ryan © www.technologystudent.com 2019

Melamine Formaldehyde. Because of its smooth surface and hygienic qualities, used for kitchen laminates surfaces.

Also used for electrical plugs and sockets, because it can be cast and it is an excellent insulator.

Tap the image for more information and an exercise



Tap the blue button for the next MATERIALS page.



Tap the red button to return to the Contents page



THERMOSETTING PLASTICS 4

V.Ryan © www.technologystudent.com 2019

Urea Formaldehyde has physical properties of high hardness and high toughness, making it suitable for strong, knock-resistant electrical fittings. It is also scratch resistant and a very good electrical insulator. Electrical fittings manufactured from this polymer are safe to use.

Tap the image for more information and an exercise



Tap the blue button for the next MATERIALS page.



Tap the red button to return to the Contents page



THERMOSETTING PLASTICS 5

V.Ryan © www.technologystudent.com 2019

Polyester resins. If resins are combined with a material such as fibre glass, the result is a very tough material that can resist impact. Known as Glass Reinforced Plastic (GRP) and is used in car body repairs, sailing boats and corrugated sheet, because of its lightness, toughness and resistance to water.

Tap the image for more information and an exercise



Tap the blue button for the next MATERIALS page.



Tap the red button to return to the Contents page



THE DIFFERENCE BETWEEN THERMOSETTING PLASTICS AND THERMOPLASTICS

V.Ryan © www.technologystudent.com 2019

Thermosetting plastics once heated and formed to a shape, cannot be reheated and reformed. Consequently, they tend to be difficult to recycle.

Thermoplastics once heated and formed to a shape, can be reheated and reshaped. Every time they are reshaped, the quality of the thermoplastic tends to be reduced. They are recyclable.

Tap the link button for more information and an exercise



Tap the red button to return to the Contents page



WHAT ARE THERMOPLASTICS ?

V.Ryan © www.technologystudent.com 2019

These plastics can be re-heated and re-shaped in various ways. They become mouldable after reheating as they do not undergo significant chemical change. Reheating and shaping can be repeated. The bond between the molecules is weak and becomes weaker when reheated, allowing reshaping. These types of plastics can be recycled.

Tap the image for more information and an exercise



Tap the blue button for the next
MATERIALS page.



Tap the red button to return to the
Contents page



THERMOPLASTICS 1

V.Ryan © www.technologystudent.com 2019

Acrylic. (Known also as PERSPEX) This is the most common plastic in a school workshop. Purchased in the form of sheets and comes in a range of colours. It can be translucent (e.g. smoked), transparent or opaque. It is resistant to most acids and weather conditions. Easy to cut shape. Polishes well.

Please note, the brand name Perspex®, is owned by Lucite International (<http://perspex.com/>).

Baths, safety glasses, signs.

Tap the image for more information and an exercise



Tap the blue button for the next MATERIALS page.



Tap the red button to return to the Contents page



THERMOPLASTICS 2

V.Ryan © www.technologystudent.com 2019

LDPE - Low Density Polythene is tough and flexible. Softer than HDPE.

Can be moulded into almost any form.
Flexible, comes in range of colours.
Bottles and plastic bags are made from the low density polystyrene.

Tap the image for more information and an exercise



Tap the blue button for the next MATERIALS page.



Tap the red button to return to the Contents page



THERMOPLASTICS 3

V.Ryan © www.technologystudent.com 2019

HDPE - High Density Polythene which is rigid and hard. Less flexible than LDPE.

Machine parts, bowls and crates are generally made from high density polystyrene.

Can be moulded into almost any form. Flexible, comes in range of colours.

Tap the image for more information and an exercise



Tap the blue button for the next MATERIALS page.



Tap the red button to return to the Contents page



THERMOPLASTICS 4

V.Ryan © www.technologystudent.com 2019

Polypropylene (PP) is a thermoplastic often formed into products through injection and blow moulding.

It is robust, strong, flexible and supplied in a range of colours.

Food containers, chairs, packaging and storage units.

Tap the image for more information and an exercise



Tap the blue button for the next MATERIALS page.



Tap the red button to return to the Contents page



THERMOPLASTICS 5

V.Ryan © www.technologystudent.com 2019

Polyvinyl Chloride. Better known as PVC. A tough material, purchased as either a hard (inflexible) material or alternatively a flexible form. It can be extruded, welded or bonded with an adhesive. Range of uses including water pipes, raincoats, long play records, coating on electrical wires and packaging.

Tap the image for more information and an exercise



Tap the blue button for the next MATERIALS page.



Tap the red button to return to the Contents page



THERMOPLASTICS 6

V.Ryan © www.technologystudent.com 2019

Nylon. Is used in engineering to make gears and bearings. It's oily nature means that friction is reduced between moving parts made from nylon.

Gears, bearings, wheels and clothing.

Tap the image for more information and an exercise



Tap the blue button for the next
MATERIALS page.



Tap the red button to return to the
Contents page



THERMOPLASTICS 7

V.Ryan © www.technologystudent.com 2019

High Impact Polystyrene (HIPS).

Light material and yet strong. Available in a range of colours. Can be vacuum formed. Thinner HIPS is quite flexible.

Used for electrical casings, packaging, trays

Tap the image for more information and an exercise



Tap the red button to return to the Contents page



STRUCTURAL TIMBERS

V.Ryan © www.technologystudent.com 2019

Structural timbers are considered as an engineering material. They tend to be softwoods, from coniferous trees.

Softwoods are from trees that have needles / exposed seeds, not leaves. They grow quickly, compared to most hardwoods. When sawn and planed they tend to be light/pale in colour.

Softwoods also tend to be cheaper than hardwoods.

Softwoods are used by the construction industry to build structures and frames, often used in buildings.

Tap the image
for natural woods
in detail



Tap the blue button for the next
MATERIALS page.



Tap the red button to return to the
Contents page



PARANA PINE

V.Ryan © www.technologystudent.com 2019

Virtually knot free with straight grain, making it ideal for a range of uses. Light brown. Very easy to cut and shape, meaning accurate work is easier to achieve than with most softwoods and hardwoods. A smooth finish can be achieved.

Used in the manufacture of furniture. Often used for turning wood products. Used to manufacture plywood.

Plywood is a structural material, used in the construction industry.

Tap the image
for natural woods
in detail



Tap the blue button for the next
MATERIALS page.



Tap the red button to return to the
Contents page



SCOTS PINE

V.Ryan © www.technologystudent.com 2019

Sometimes called Red Deal. A popular natural wood. Can be resinous and have plenty of knots. Coloured from light yellow to dark brown. Can be shaped and formed reasonably easily by handtools and machines.

Often used for furniture and the construction industry. Used for interior work. One of the most commonly used woods.

Tap the image
for natural woods
in detail



Tap the blue button for the next
MATERIALS page.



Tap the red button to return to the
Contents page



RED CEDAR

V.Ryan © www.technologystudent.com 2019

Has a pleasant aroma, when cut and machined. Its straight grain means that it works well with tools and machines. Starts as reddish brown in colour, after weathering turns to a silver grey.

Used for decking, furniture and general construction. Used for roof shingles, due to its resistance to all weathers.

Tap the image
for natural woods
in detail



Tap the blue button for the next
MATERIALS page.



Tap the red button to return to the
Contents page



YEW

V.Ryan © www.technologystudent.com 2019

Straight grained which means it can be shaped and formed quite easily. However, the grain can sometimes be difficult to work. An oily wood that resists natural degradation from the weather and elements.

Used to manufacture both interior and exterior furniture e.g. chairs, gate posts and wood turning.

Tap the image
for natural woods
in detail



Tap the blue button for the next
MATERIALS page.



Tap the red button to return to the
Contents page



DOUGLAS FIR

V.Ryan © www.technologystudent.com 2019

A reddish-brown wood and relatively knot free.
Good to work with handtools and machinery.
When smoothed to a fine finish, the grain
tends to stand out from the surface.

Used extensively in the construction industry
and in the production of plywood.
Also used in a range of joinery work.

Tap the image
for natural woods
in detail



Tap the blue button for the next
MATERIALS page.



Tap the red button to return to the
Contents page



SEQUOIA

V.Ryan © www.technologystudent.com 2019

A reddish to brown wood with a texture that varies from smooth to coarse. Can be worked quite easily with hand tools and machines. Glass paper produces a good, smooth finish.

Used regularly as roof shingles, due to its resistance to the weather.

Used for interior and exterior joinery.

Tap the image
for natural woods
in detail



Tap the blue button for the next
MATERIALS page.



Tap the red button to return to the
Contents page



LARCH

V.Ryan © www.technologystudent.com 2019

High in resin and straight grained.
Pale red to brick red. Can be worked
reasonably well with handtools, if
knots are avoided.

It is a tough softwood and has a range
of uses including; boat planking,
window frames, floors and staircases.

Tap the image
for natural woods
in detail



Tap the red button to return to the
Contents page



WHAT ARE HARDWOODS ?

V.Ryan © www.technologystudent.com 2019

Sometimes called broad-leaf trees. Lose their leaves seasonally, in winter.

Hardwoods tend to be harder than softwoods (with the exception of Balsa Wood). They have a wider variety of colour and texture than softwoods. Hardwoods tend to be more expensive than softwoods and take longer to mature.

Tap the image for natural woods in detail



Tap the blue button for the next MATERIALS page.



Tap the red button to return to the Contents page



HARDWOODS – EUROPEAN OAK

V.Ryan © www.technologystudent.com 2019

Light tan in colour and straight grained.

High quality timber.

Moderately hard to work with handtools.

Tools should be kept sharp. Produces a high quality finish with wax, furniture oil and varnish.

Uses include; quality furniture, cabinet making and boat building.

Tap the image for natural woods in detail



Tap the blue button for the next MATERIALS page.



Tap the red button to return to the Contents page



HARDWOODS – EUROPEAN WALNUT

V.Ryan © www.technologystudent.com 2019

Grey to brown colour with relatively straight grain. Excellent timber. Tough and can be worked reasonably easily with hand tools. Easy to carve and can be smoothed to a highly polished finish.

Used in solid and veneer form for high-class furniture, cabinet making, bank and office fittings.

Tap the image for natural woods in detail



Tap the blue button for the next MATERIALS page.



Tap the red button to return to the Contents page



HARDWOODS – BALSA

V.Ryan © www.technologystudent.com 2019

Very soft and easy to work with tools.
Pale in colour and extremely light to carry/transport.

Extremely popular as a material for model making. Also used occasionally to package delicate items.

Unlike most hardwoods. Fast growing.
Reaches maturity in just five to seven years.

Tap the image for natural woods in detail



Tap the blue button for the next
MATERIALS page.



Tap the red button to return to the
Contents page



HARDWOODS – EUROPEAN ASH

V.Ryan © www.technologystudent.com 2019

Colour - cream to pale tan. Tough, flexible and straight grained, very good steam bending qualities. Can be shaped and formed well with handtools. A smooth finish can be achieved and stains well.

Used for cabinet making, boats and handles of tools. Ash veneered plywood is popular.

Tap the image for natural woods in detail



Tap the blue button for the next
MATERIALS page.



Tap the red button to return to the
Contents page



HARDWOODS

BRAZILIAN MAHOGONY

V.Ryan © www.technologystudent.com 2019

Medium to dark brown in colour. Relatively easy to work with hand tools and machinery.

Produces a good quality finish with glass paper. Takes varnish well.

Wide range of uses including furniture and boat building. Used widely as veneer.

Tap the image for natural woods in detail



Tap the blue button for the next MATERIALS page.



Tap the red button to return to the Contents page



HARDWOODS – ENGLISH ELM

V.Ryan © www.technologystudent.com 2019

Light brown / pale brown in colour. Can be difficult to work with handtools, due to awkward grain. Can be worked to a fine finish. Looks particularly good with a waxed finish.

Used in cabinet making, turns quite well and is used as veneer, to provide a quality finish on cheaper woods.

Tap the image for natural woods in detail



Tap the blue button for the next MATERIALS page.



Tap the red button to return to the Contents page



HARDWOODS – ENGLISH BEECH

V.Ryan © www.technologystudent.com 2019

Pale white to pink brown in colour. Very good for steam bending. It can be worked reasonably well with handtools and machinery.

Used for quality furniture, handles, manufacturing chairs and good for wood turning. Often used as a facing for plywood.

Tap the image for natural woods in detail



Tap the red button to return to the Contents page



FUNCTIONS OF PACKAGING

V.Ryan © www.technologystudent.com 2019

To protect a product from damage or contamination. Protection during Transport and Ease of Transport.

To keep the product together, to contain it (i.e. So that it does not spill).

To identify the product. Name and product clearly identified.

Stacking and Storage. Designed to stack efficiently and easily. No space wasted between each package.

Printed Information. Product name, ingredients, contents, price, bar code etc...

Tap the image for information / exercise



Tap the blue button for the next MATERIALS page.



Tap the red button to return to the Contents page



BOX QUALITY CARD

V.Ryan © www.technologystudent.com 2019

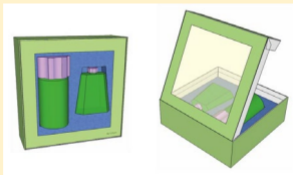
Materials for typical 'card' packaging:

Box - quality card - 1000 microns
(1mm), 920gsm.

Clear window - Polypropylene, to
enable viewing of the products.

Plastic insert - high impact polystyrene
(HIPS), to hold the contents securely
in position.

Tap the image for information / exercise



Tap the blue button for the next
MATERIALS page.



Tap the red button to return to the
Contents page

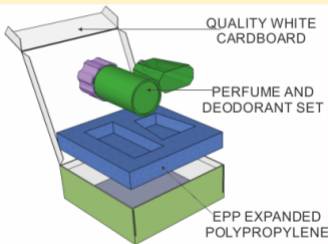


EXPANDED POLYPROPYLENE

V.Ryan © www.technologystudent.com 2019

Expanded Polypropylene is a quality protective insert for packaging.

Tap the image for information / exercise



Tap the blue button for the next
MATERIALS page.



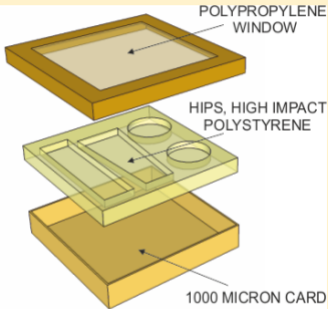
Tap the red button to return to the
Contents page



MORE PACKAGING MATERIALS

V.Ryan © www.technologystudent.com 2019

Tap the image for information / exercise



Tap the blue button for the next MATERIALS page.



Tap the red button to return to the Contents page



PAPERBOARD

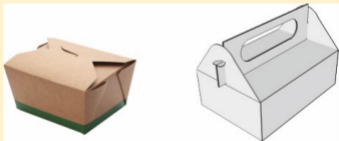
V.Ryan © www.technologystudent.com 2019

Paperboard, also called cardboard. Similar to paper but much thicker. Often used for packaging, book covers, cards, CD and DVD covers, because it can be cut and shaped easily. Easy to recycle.

Takes ink and print easily, through processes such as lithography.

Paperboard is sustainable as the raw material is natural wood, which can be replanted.

Tap the image for information / exercise



Tap the blue button for the next MATERIALS page.



Tap the red button to return to the Contents page



CORRUGATED BOARD

V.Ryan © www.technologystudent.com 2019

This type of board is often used for packaging large electrical items. These large boxes (often brown in colour) protect the contents from damage. Corrugated board is strong because it is composed of a top and bottom layer and in between there is a triangulated section. A triangular section is very strong compared to its weight.

Tap the image for information / exercise



Tap the blue button for the next
MATERIALS page.



Tap the red button to return to the
Contents page

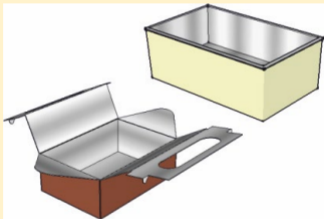


FOIL LINED BOARD

V.Ryan © www.technologystudent.com 2019

Good quality cardboard with a aluminium foil lining. This type of container is ideal for ready made meals or take away meals. The foil retains the heat and helps keep the food warm.

Tap the image for information / exercise



Tap the blue button for the next
MATERIALS page.



Tap the red button to return to the
Contents page



DUPLEX BOARD

V.Ryan © www.technologystudent.com 2019

This is used for containers and can contain liquids as it may have a water-proof liner on the inside. It can have a wax feel. This type of card is used by the food industry and consequently recycled card is not used in its manufacture. Prints well, especially on a high gloss surface.

Tap the image for
information /
exercise



Tap the red button to return to the
Contents page

