

# PRODUCT DEVELOPMENT QUESTION

V.Ryan © 2000 - 2012

On behalf of The World Association of Technology Teachers

## W.A.T.T.



World Association of Technology Teachers

This exercise can be printed and used by teachers and students. It is recommended that you view the website ([www.technologystudent.com](http://www.technologystudent.com)) before attempting the design sheet .

THESE MATERIALS CAN BE PRINTED AND USED BY TEACHERS AND STUDENTS.  
THEY MUST NOT BE EDITED IN ANY WAY OR PLACED ON ANY OTHER MEDIA INCLUDING WEB SITES AND INTRANETS.  
NOT FOR COMMERCIAL USE.  
THIS WORK IS PROTECTED BY COPYRIGHT LAW.  
IT IS ILLEGAL TO DISPLAY THIS WORK ON ANY WEBSITE/MEDIA STORAGE OTHER THAN [www.technologystudent.com](http://www.technologystudent.com)

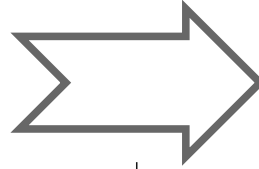
Select one of your products for further development, to include the casing / body being used for electrical storage.

In the space below sketch the original product.

Alongside the original, sketch a rough version of the new design, which must clearly utilise the casing/body technology.

Finally, sketch an accurate representation of the finished design (colour rendered), with notes and labels.

ORIGINAL DESIGN



ROUGH UPDATED DESIGN



# FINISHED COLOUR RENDERED DESIGN

V.Ryan © 2012 World Association of Technology Teachers

NOTES (FINAL DESIGN):

---

---

---

---

---

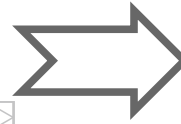
Select one of your products for further development, to include the casing / body being used for electrical storage.

In the space below sketch the original product.



Alongside the original, sketch a rough version of the new design, which must clearly utilise the casing/body technology.

Finally, sketch an accurate representation of the finished design (colour rendered), with notes and labels.

ORIGINAL DESIGN



ROUGH UPDATED DESIGN



# FINISHED COLOUR RENDERED DESIGN

V.Ryan © 2012 World Association of Technology Teachers



NOTES (FINAL DESIGN):

---

---

---

---

---