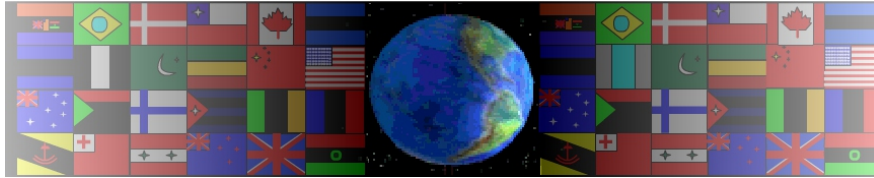


# EXAMINATION QUESTION - BACKGROUND HIGHLIGHTING WITH FELT PENS

V.Ryan © 2000 - 2013

On behalf of The World Association of Technology Teachers

## W.A.T.T.



World Association of Technology Teachers

This exercise can be printed and used by teachers and students. It is recommended that you view the website ([www.technologystudent.com](http://www.technologystudent.com)) before attempting the design sheet .

THESE MATERIALS CAN BE PRINTED AND USED BY TEACHERS AND STUDENTS.  
THEY MUST NOT BE EDITED IN ANY WAY OR PLACED ON ANY OTHER MEDIA INCLUDING WEB SITES AND INTRANETS.  
NOT FOR COMMERCIAL USE.  
THIS WORK IS PROTECTED BY COPYRIGHT LAW.  
IT IS ILLEGAL TO DISPLAY THIS WORK ON ANY WEBSITE/MEDIA STORAGE OTHER THAN [www.technologystudent.com](http://www.technologystudent.com)

# EXAMINATION QUESTION - BACKGROUND HIGHLIGHTING WITH FELT PENS

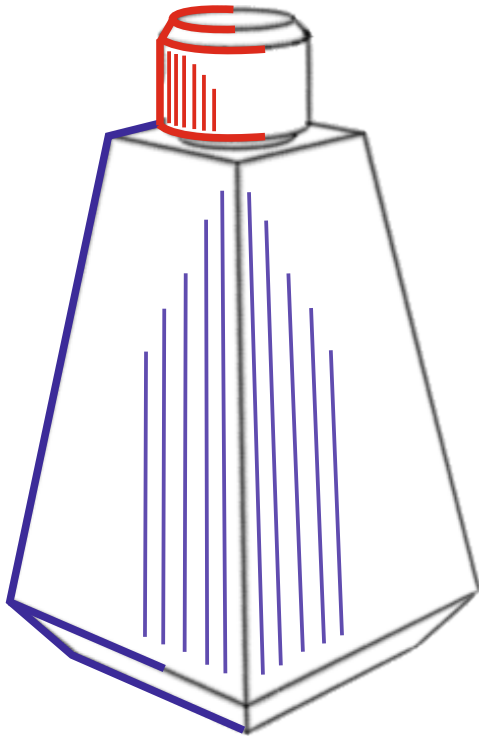
V.Ryan © 2013 World Association of Technology Teachers

1. Below is a sample of packaging and bottles, for perfume.

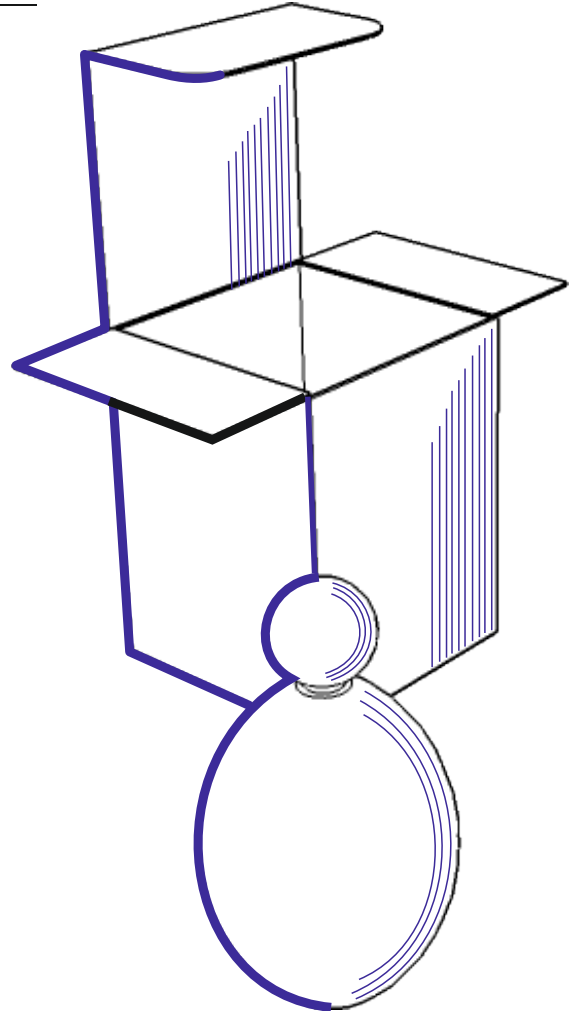
Using **broad felt pens**:

Select two suitable colours and apply one to produce the background of bottle, diagram A. Use the other to produce the background of both the bottle and packaging seen in diagram B.

DIA. A



DIA. B



2. Add thick and thin lines to enhance the drawing of the perfume bottle seen opposite.

Then, apply a background colour using a broad felt pen.