

# STYLES OF WRITING - QUESTIONS

V.Ryan © 2000 - 2015

On behalf of The World Association of Technology Teachers

## W.A.T.T.



World Association of Technology Teachers


This exercise can be printed and used by teachers and students. It is recommended that you view the website ([www.technologystudent.com](http://www.technologystudent.com)) before attempting the design sheet .

THESE MATERIALS CAN BE PRINTED AND USED BY TEACHERS AND STUDENTS.  
THEY MUST NOT BE EDITED IN ANY WAY OR PLACED ON ANY OTHER MEDIA INCLUDING WEB SITES AND INTRANETS.  
NOT FOR COMMERCIAL USE.  
THIS WORK IS PROTECTED BY COPYRIGHT LAW.  
IT IS ILLEGAL TO DISPLAY THIS WORK ON ANY WEBSITE/MEDIA STORAGE OTHER THAN [www.technologystudent.com](http://www.technologystudent.com)

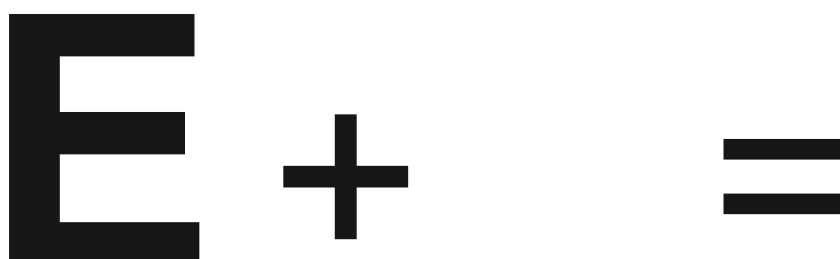

# STYLES OF WRITING - QUESTIONS

V.Ryan © 2015 World Association of Technology Teachers

Study the moodboard. Pay particular attention to the shape and form of the animals and colours.



Try to convert the letters and numbers below to a wildlife style. Add appropriate colour, shade and images to the writing style. The first question has been answered as an example.



START

ADD SHAPES/IMAGES

FINISH

**A**

+

=

START

ADD SHAPES/IMAGES

FINISH

**7**

+

=

START

ADD SHAPES/IMAGES

FINISH

**Z**

+

=

START

ADD SHAPES/IMAGES

FINISH

**R**

+

=

START

ADD SHAPES/IMAGES

FINISH

**5**

+

=