

# STORYBOARD - THE DRILLING MACHINE AND SAFETY

V.Ryan © 2000 - 2017

On behalf of The World Association of Technology Teachers

## W.A.T.T.



World Association of Technology Teachers


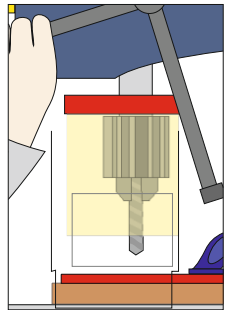
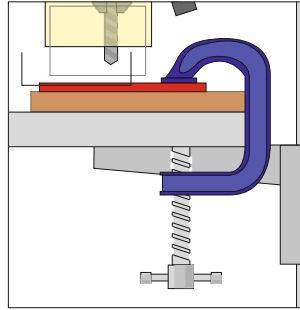
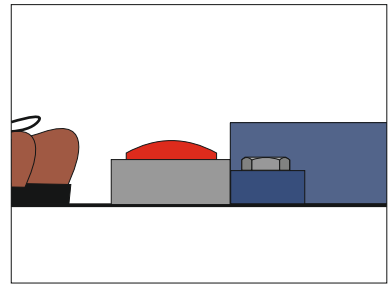
This exercise can be printed and used by teachers and students. It is recommended that you view the website ([www.technologystudent.com](http://www.technologystudent.com)) before attempting the design sheet .

THESE MATERIALS CAN BE PRINTED AND USED BY TEACHERS AND STUDENTS.  
THEY MUST NOT BE EDITED IN ANY WAY OR PLACED ON ANY OTHER MEDIA INCLUDING WEB SITES AND INTRANETS.  
NOT FOR COMMERCIAL USE.  
THIS WORK IS PROTECTED BY COPYRIGHT LAW.  
IT IS ILLEGAL TO DISPLAY THIS WORK ON ANY WEBSITE/MEDIA STORAGE OTHER THAN [www.technologystudent.com](http://www.technologystudent.com)

# STORYBOARD - THE DRILLING MACHINE AND SAFETY

V.Ryan © 2017 World Association of Technology Teachers

The story board is about the safe use of the drilling machine. Complete each of the frames, by adding a short sentence. The first sentence has been completed for you.

			
<p><i>Always wear goggles to protect your eyes</i></p>			

