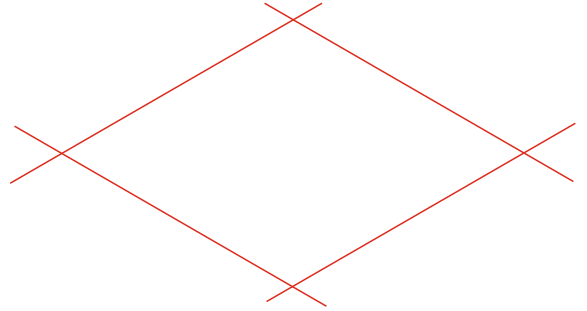


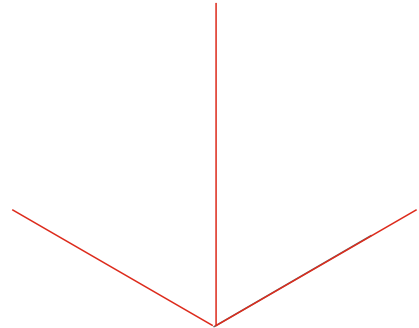
SKETCHING ISOMETRIC CIRCLES - EXAMINATION QUESTIONS

HELPFUL LINK: https://technologystudent.com/despro_flash/isocompass2.html


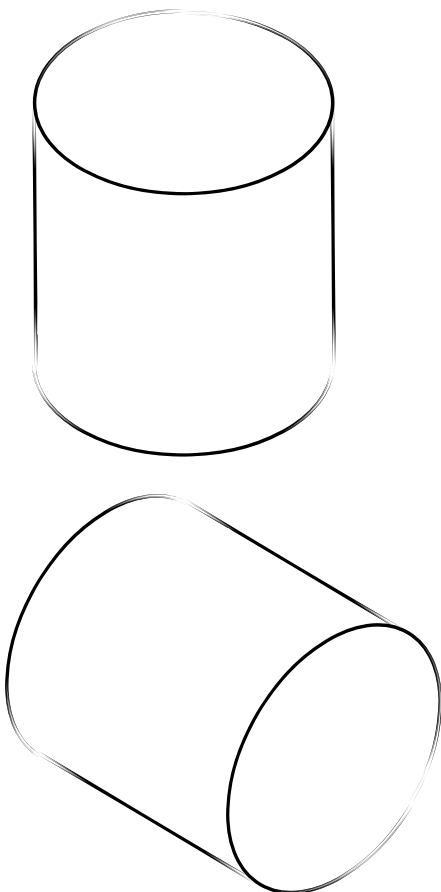
1. Sketch an isometric circle, using the guidelines shown opposite. **2 marks**



2. Sketch an isometric cube, using the guidelines shown opposite. Add further guidelines, as you need them. **2 marks**



3. Sketch the two cylinders shown below, in isometric. Do not erase any isometric guidelines you draw, to help complete the question. **8 Marks**



SKETCHING ISOMETRIC CIRCLES - EXAMINATION QUESTIONS

HELPFUL LINK: https://technologystudent.com/despro_flash/isocompass2.html

4. Accurately sketch the object shown opposite, in isometric. Do not erase any isometric guidelines you draw, to help complete the question.

10 Marks

