


ANSWER ALL THE QUESTIONS. **YOU CANNOT USE THE SYMBOLS SHOWN ON THIS PAGE IN YOUR ANSWERS.** HOWEVER, CLICK ON THE SYMBOLS FOR LINKS TO HELPFUL INFORMATION.

# ABOUT SYMBOLS - KNOWLEDGE MAP 1

WORLD ASSOCIATION OF TECHNOLOGY TEACHERS <https://www.facebook.com/groups/254963448192823/> [www.technologystudent.com](http://www.technologystudent.com) © 2020 V.Ryan © 2020

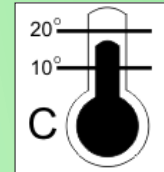
1. DRAW TWO SYMBOLS THAT REPRESENT GENERAL RECYCLING.



2. DRAW TWO SYMBOLS THAT REPRESENT RECYCLING FOR SPECIFIC PLASTICS. Name the plastics you select. List products manufactured from the plastics you have named.



3. CUT AND PASTE / SKETCH FOUR SYMBOLS THAT REPRESENT THE WAY PACKAGES SHOULD BE HANDLED AND STORED. Explain each of your symbols.



4. WHAT IS THE THE ECOLABLE SCHEME? Include a sketch of the Ecoable symbol.



8. STUDY ECO-FRIENDLY SYMBOLS. THEN, DESIGN ONE OF YOUR OWN. Add an explanation of your symbol.

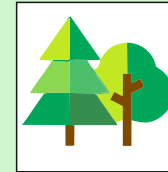


7. CFC GASES WERE USED IN AEROSOLS. THEY DAMAGED THE OZONE LAYER AND ARE NO LONGER USED.

Follow the link to read about this issue. THEN - DRAW AN EXISTING SYMBOL FOUND ON ANY AEROSOL. INCLUDE AN EXPLANATION OF THE SYMBOL YOU HAVE DRAWN.



6. SKETCH AND EXPLAIN THE RAINFOREST ALLIANCE SYMBOL.



5. FOLLOW THE LINK AND STUDY THE FICTITIOUS 'FOREST PROTECTION LEAGUE' SYMBOL and THE GRID ALONGSIDE IT. DRAW THE GRID AND ACCURATELY DRAW THE SYMBOL INSIDE IT.



9. ALL CARS HAVE WARNING LIGHTS THAT SOMETIMES LIGHT UP ON THE DASHBOARD. WHY ARE THEY IMPORTANT? DRAW TWO WARNING LIGHT SYMBOLS AND EXPLAIN THEIR MEANING.



10. WHAT WORK IS CARRIED OUT BY THE CARBON TRUST? DRAW THE CARBON TRUST SYMBOL.



11. WHERE WOULD YOU FIND A FIRE RESISTANT SYMBOL? SKETCH AN EXAMPLE OF THIS SYMBOL.



12. DESIGN YOUR OWN 'GRUMPY FREE' CLASSROOM SYMBOL.

