


SHADING EXERCISE

V.Ryan © 2000 - 2011

On behalf of The World Association of Technology Teachers

W.A.T.T.



World Association of Technology Teachers

This exercise can be printed and used by teachers and students. It is recommended that you view the website (www.technologystudent.com) before attempting the design sheet .


THESE MATERIALS CAN BE PRINTED AND USED BY TEACHERS AND STUDENTS.
THEY MUST NOT BE EDITED IN ANY WAY OR PLACED ON ANY OTHER MEDIA INCLUDING WEB SITES AND INTRANETS.
NOT FOR COMMERCIAL USE.
THIS WORK IS PROTECTED BY COPYRIGHT LAW.
IT IS ILLEGAL TO DISPLAY THIS WORK ON ANY WEBSITE/MEDIA STORAGE OTHER THAN www.technologystudent.com

SHADING EXERCISE

V.Ryan © 2011 World Association of Technology Teachers

An illustration of an MP3 player / mobile phone is shown below.


The gadget is made from the following materials:



The screen is clear / transparent,

The circular control has a metallic silver effect,

The casing is a 'glossy' plastic.



Complete the shading of the MP3 player / mobile phone. Ensure that the position of the light source is top left (as shown in the diagram). Add shadow if you feel it is necessary. Your shading should reflect the nature of the materials.

