

FURTHER MEMPHIS DESIGNS

V.Ryan © 2000 - 2011

On behalf of The World Association of Technology Teachers

W.A.T.T.



World Association of Technology Teachers

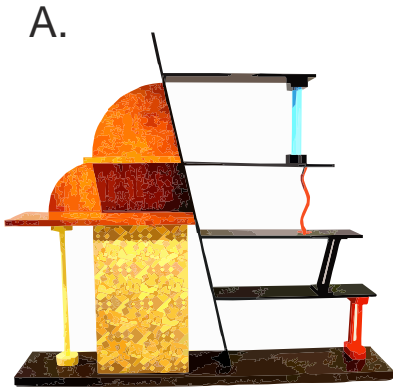
This exercise can be printed and used by teachers and students. It is recommended that you view the website (www.technologystudent.com) before attempting the design sheet .

THESE MATERIALS CAN BE PRINTED AND USED BY TEACHERS AND STUDENTS.
THEY MUST NOT BE EDITED IN ANY WAY OR PLACED ON ANY OTHER MEDIA INCLUDING WEB SITES AND INTRANETS.
NOT FOR COMMERCIAL USE.
THIS WORK IS PROTECTED BY COPYRIGHT LAW.
IT IS ILLEGAL TO DISPLAY THIS WORK ON ANY WEBSITE/MEDIA STORAGE OTHER THAN www.technologystudent.com

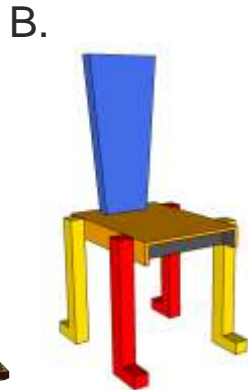
FURTHER MEMPHIS DESIGNS

V.Ryan © 2011 World Association of Technology Teachers

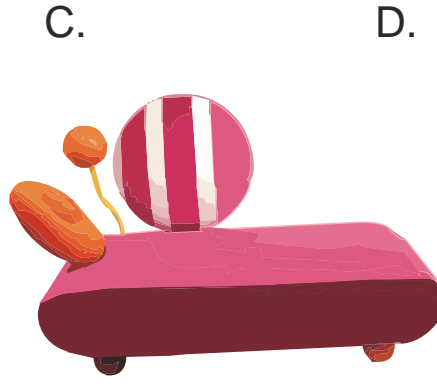
1. Study the products shown below. Each has been designed in the Memphis style.



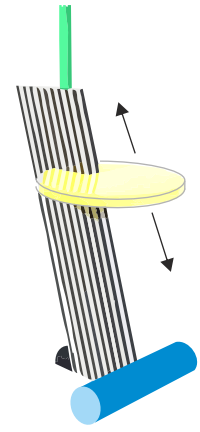
LIGHTING SYSTEM



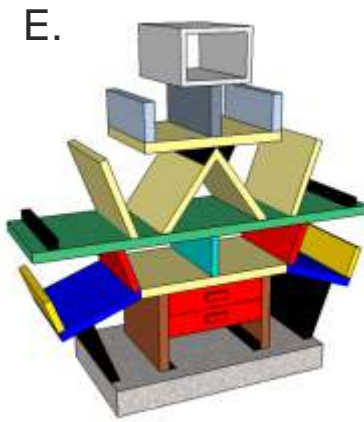
CHAIR



SOFA



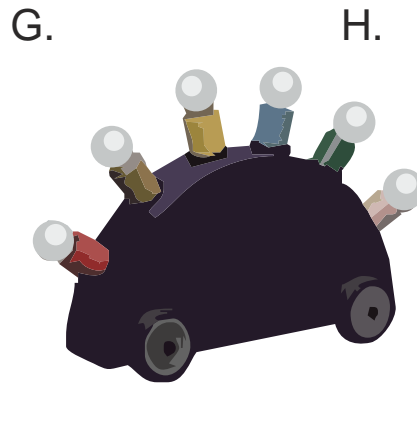
FLAMINGO SLIDING TABLE




DRESSER



CABINET



LAMP



WINE GLASS

Select two of the products. Explain in what way, the design of each of your chosen products has been influenced by the Memphis style of design.

PRODUCT: _____

EXPLANATION: _____

PRODUCT: _____

EXPLANATION: _____

3. Name and briefly explain which of the products is your favourite.
