

SUMMARY - RAW MATERIALS AND PROCESSING TO PRODUCT

V.Ryan © 2000 - 2011

On behalf of The World Association of Technology Teachers

W.A.T.T.



World Association of Technology Teachers

This exercise can be printed and used by teachers and students. It is recommended that you view the website (www.technologystudent.com) before attempting the design sheet .

THESE MATERIALS CAN BE PRINTED AND USED BY TEACHERS AND STUDENTS.
THEY MUST NOT BE EDITED IN ANY WAY OR PLACED ON ANY OTHER MEDIA INCLUDING WEB SITES AND INTRANETS.
NOT FOR COMMERCIAL USE.
THIS WORK IS PROTECTED BY COPYRIGHT LAW.
IT IS ILLEGAL TO DISPLAY THIS WORK ON ANY WEBSITE/MEDIA STORAGE OTHER THAN www.technologystudent.com

SUMMARY - RAW MATERIALS AND PROCESSING TO PRODUCT

[USEFUL LINK](http://www.technologystudent.com/joints/wdprocess1.html) - <http://www.technologystudent.com/joints/wdprocess1.html>


V.Ryan © 2011 World Association of Technology Teachers

The incomplete drawings below, show the stages involved in the 'harvesting' of trees, processing of boards and the manufacture of wood based products. Complete the set of drawings, by sketching the missing stages.

STAGE ONE - TREE FELLING

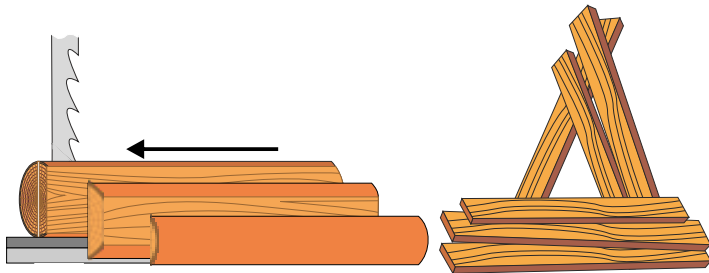


STAGE TWO - STORAGE




STAGE THREE - TRANSPORT TO SAWMILL

STAGE FOUR - BREAKING DOWN / ROUGH SAWING IN THE SAWMILL



STAGE FIVE - SEASONING

STAGE SIX - RESAWING TO ACCURATE SIZES



STAGE SEVEN - MANUFACTURE A PRODUCT