

DRAWING EQUIPMENT TEST

V.Ryan © 2000 - 2008

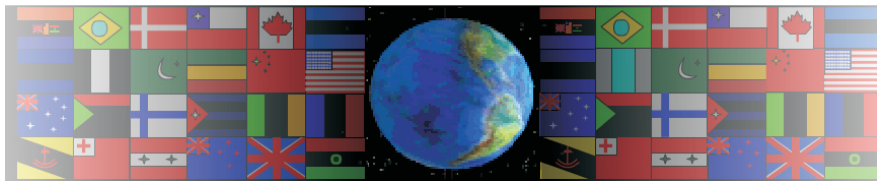
On behalf of The World Association of Technology Teachers

PUPIL NAME: _____

FORM: _____

DATE: _____

W.A.T.T.



World Association of Technology Teachers

Before attempting this test revise by using the website (www.technologystudent.com) .

PROVIDED BY THE WORLD ASSOCIATION OF TECHNOLOGY
TEACHERS

MATERIALS CAN BE PRINTED AND USED BY TEACHERS AND
STUDENTS.

THEY MUST NOT BE EDITED IN ANY WAY OR PLACED ON ANY OTHER
MEDIA INCLUDED WEB SITES AND INTRANETS.
NOT FOR COMMERCIAL USE.

BASIC DRAWING / OFFICE EQUIPMENT

V.Ryan © 2008 World Association of Technology Teachers

The equipment seen below is used when attempting graphics work. Name each piece of equipment and explain how it is used. Three pieces have already been named.



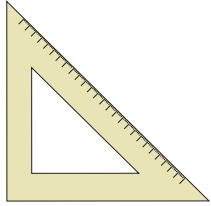
NAME _____

DESCRIPTION _____



NAME _____

DESCRIPTION _____



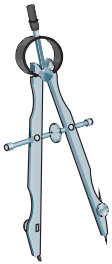
NAME _____

DESCRIPTION _____



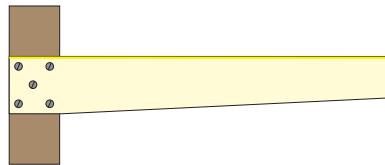
NAME _____

DESCRIPTION _____



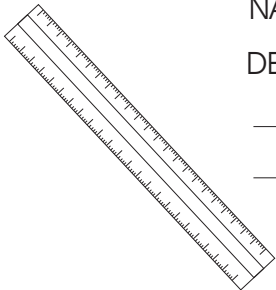
NAME _____

DESCRIPTION _____



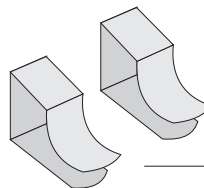
NAME _____

DESCRIPTION _____



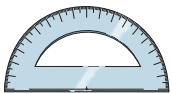
NAME _____

DESCRIPTION _____




NAME _____

DESCRIPTION _____



NAME _____

DESCRIPTION _____



NAME _____

DESCRIPTION _____




NAME _____

DESCRIPTION _____

BASIC DRAWING / OFFICE EQUIPMENT


V.Ryan © 2008 World Association of Technology Teachers

The equipment seen below is used when attempting graphics work. Name each piece of equipment and explain how it is used. Three pieces have already been named.



NAME FINE INK PEN

DESCRIPTION _____




NAME FINE REFILLABLE PENCIL

DESCRIPTION _____



NAME INK PEN / FOUNTAIN PEN

DESCRIPTION _____



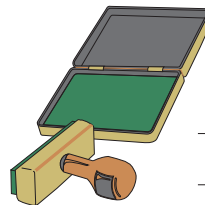
NAME _____

DESCRIPTION _____



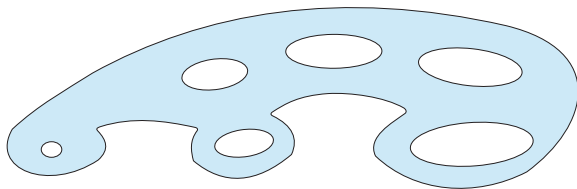
NAME _____

DESCRIPTION _____



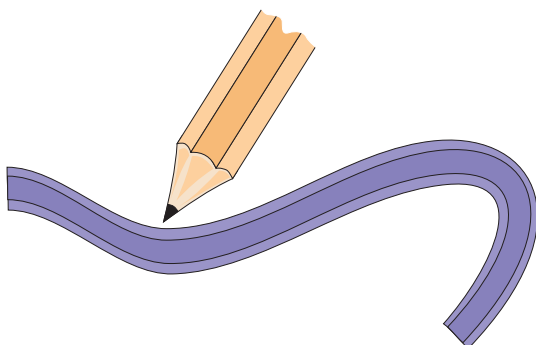
NAME _____

DESCRIPTION _____



NAME _____

DESCRIPTION _____



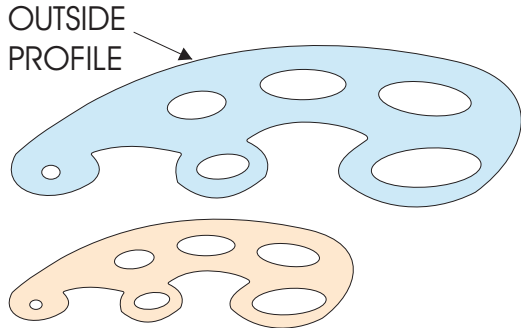
NAME _____

DESCRIPTION _____

BASIC DRAWING / OFFICE EQUIPMENT

V.Ryan © 2008 World Association of Technology Teachers

The equipment seen below is used when attempting graphics work. Name each piece of equipment and explain how it is used. Three pieces have already been named.

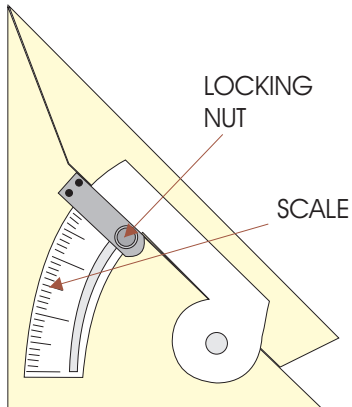


NAME _____

DESCRIPTION _____

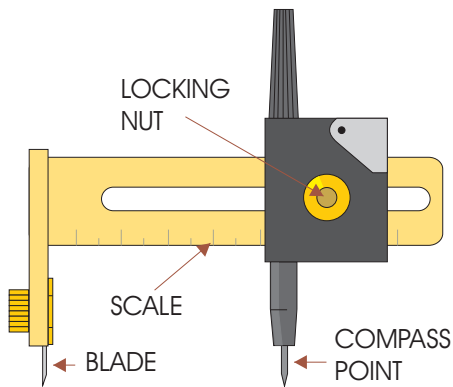
NAME _____

DESCRIPTION _____



NAME _____

DESCRIPTION _____



NAME _____

DESCRIPTION _____
