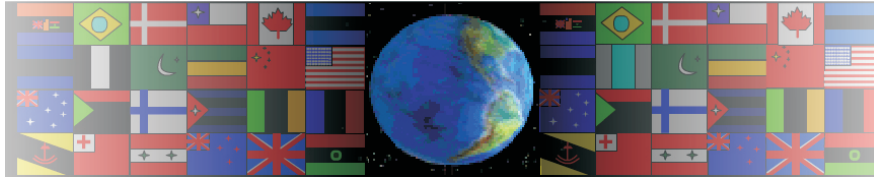


PERSPECTIVE DRAWING EXAMINATION QUESTION

V.Ryan © 2000 - 2008

On behalf of The World Association of Technology Teachers

W.A.T.T.



World Association of Technology Teachers

The 'Perspective Exercise' can be printed and used by teachers and students. It is recommended that you view the website section 'Graphics' (www.technologystudent.com) before attempting the design sheet.

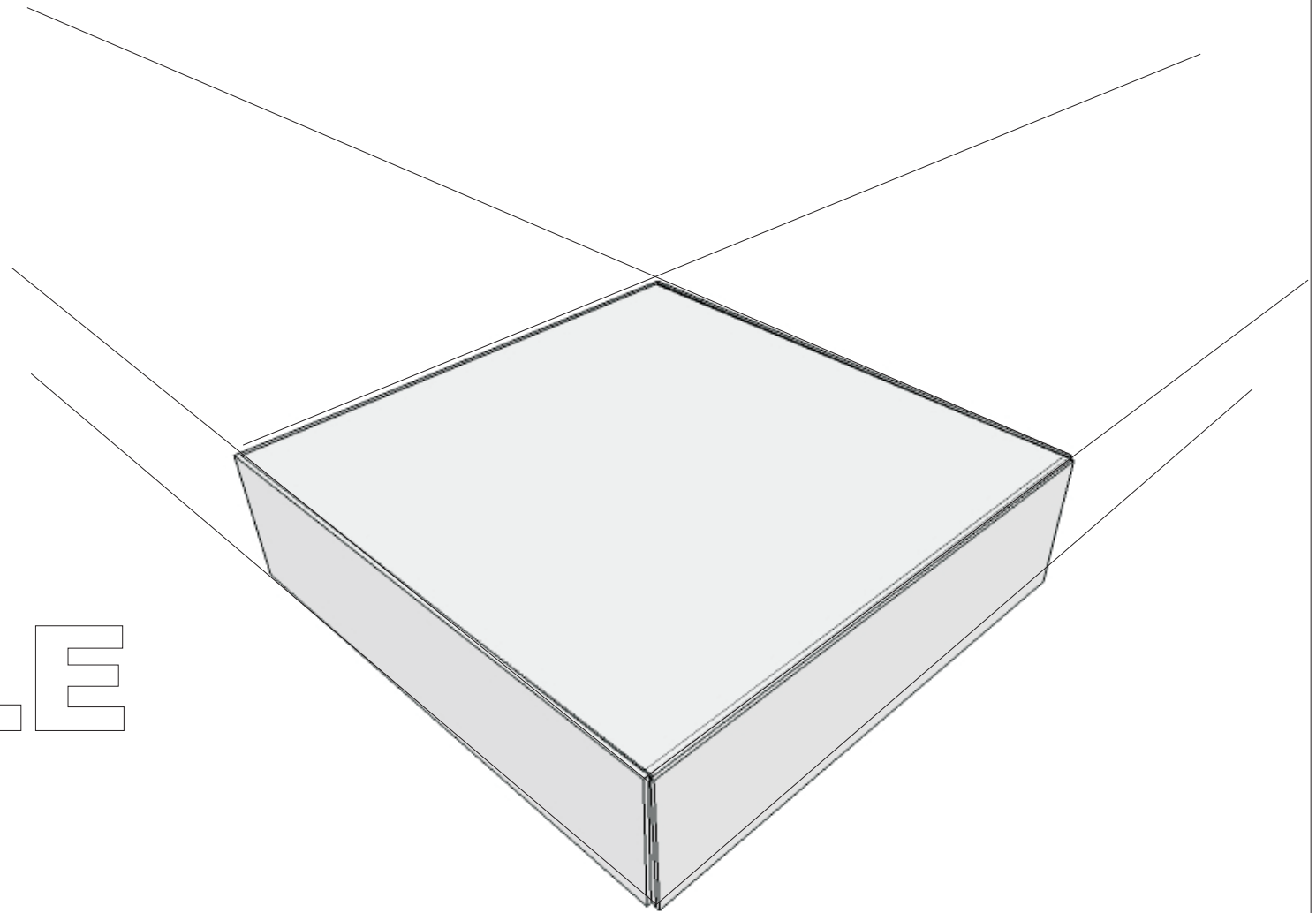

THESE MATERIALS CAN BE PRINTED AND USED BY TEACHERS AND
STUDENTS.
THEY MUST NOT BE EDITED IN ANY WAY OR PLACED ON ANY OTHER
MEDIA INCLUDING WEB SITES AND INTRANETS.
NOT FOR COMMERCIAL USE.
THIS WORK IS PROTECTED BY COPYRIGHT LAW.
IT IS ILLEGAL TO DISPLAY THIS WORK ON ANY WEBSITE/MEDIA
STORAGE OTHER THAN www.technologystudent.com

This question is concerned with perspective drawing. The sample packaging below is drawn in estimated perspective (the vanishing points are off the page). The title MOBILE and the BAR CODE are clearly shown on the sample package.

Sketch the title 'MOBILE' and the BAR CODE on the incomplete package, in perspective (estimate measurements).

Clearly show your guidelines, projected in the direction of the vanishing points.

SAMPLE PACKAGE



MOBILE

