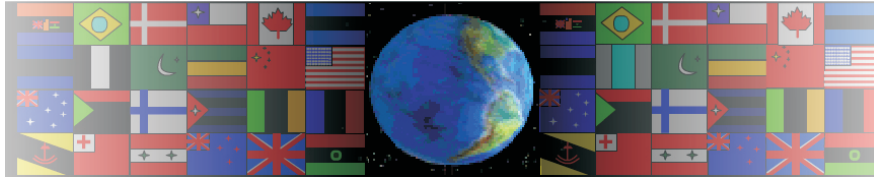


ORTHOGRAPHIC PROJECTION EXAM QUESTION

V.Ryan © 2000 - 2008

On behalf of The World Association of Technology Teachers

W.A.T.T.



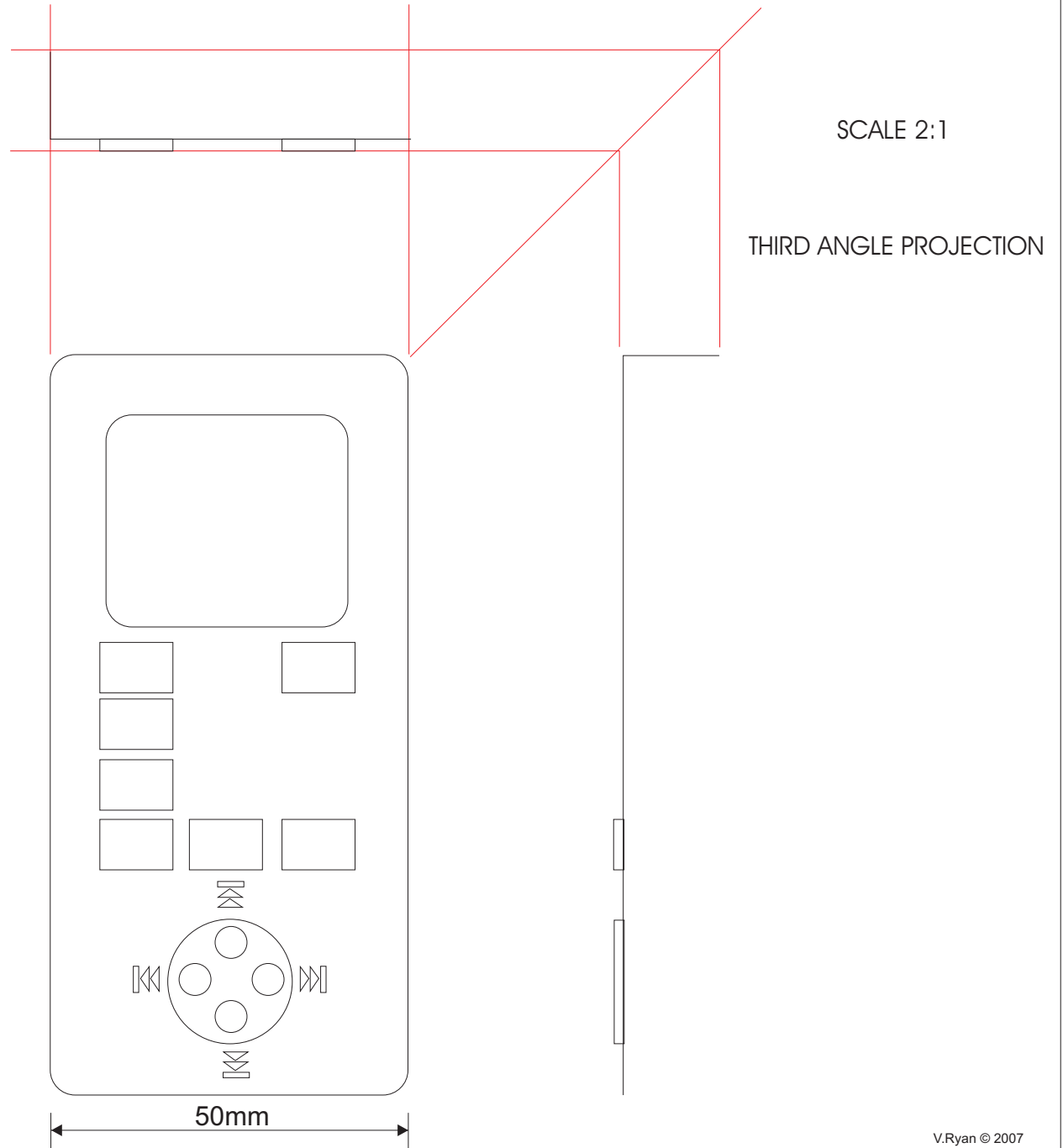
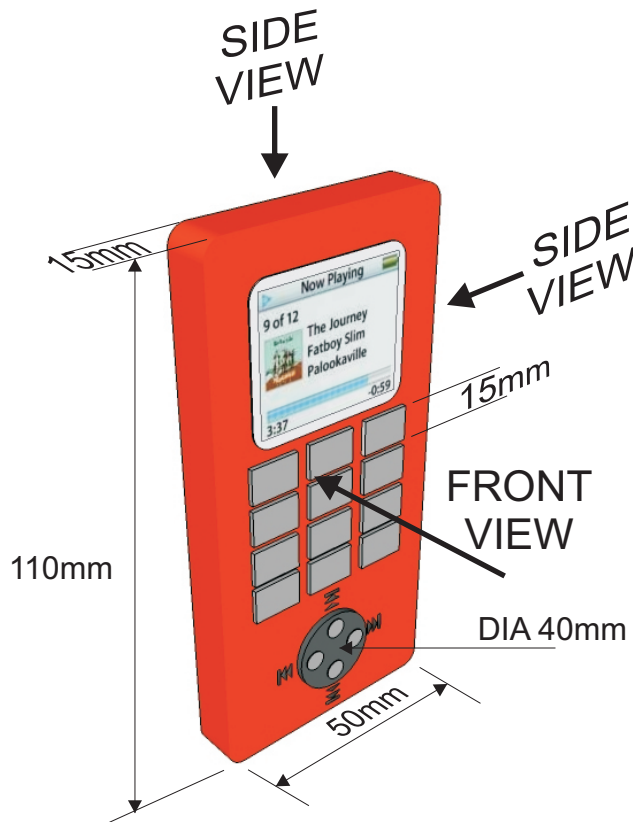
World Association of Technology Teachers

The 'Orthographic Projection Exercise' can be printed and used by teachers and students. It is recommended that you view the website section 'Graphics' (www.technologystudent.com) before attempting the design sheet .

THESE MATERIALS CAN BE PRINTED AND USED BY TEACHERS AND
STUDENTS.
THEY MUST NOT BE EDITED IN ANY WAY OR PLACED ON ANY OTHER
MEDIA INCLUDING WEB SITES AND INTRANETS.
NOT FOR COMMERCIAL USE.
THIS WORK IS PROTECTED BY COPYRIGHT LAW.
IT IS ILLEGAL TO DISPLAY THIS WORK ON ANY WEBSITE/MEDIA
STORAGE OTHER THAN www.technologystudent.com

A typical mobile phone is shown below. This is drawn in perspective (3D).

1. Complete the orthographic drawing of the same mobile phone in third angle orthographic projection. Show all your construction lines.
2. Add five dimensions
3. Add the symbol for third angle orthographic projection.



NAME:

ORTHOGRAPHIC DRAWING

DATE: