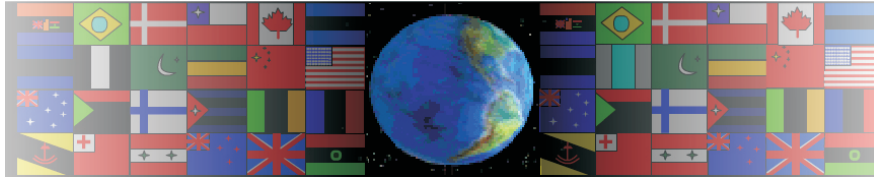


WATER RECYCLING SYMBOLS

V.Ryan © 2000 - 2008

On behalf of The World Association of Technology Teachers

W.A.T.T.



World Association of Technology Teachers

The 'Symbols Exercise' can be printed and used by teachers and students. It is recommended that you view the website section 'Graphics' (www.technologystudent.com) before attempting the design sheet.


THESE MATERIALS CAN BE PRINTED AND USED BY TEACHERS AND STUDENTS.
THEY MUST NOT BE EDITED IN ANY WAY OR PLACED ON ANY OTHER MEDIA INCLUDING WEB SITES AND INTRANETS.
NOT FOR COMMERCIAL USE.
THIS WORK IS PROTECTED BY COPYRIGHT LAW.
IT IS ILLEGAL TO DISPLAY THIS WORK ON ANY WEBSITE/MEDIA STORAGE OTHER THAN www.technologystudent.com

WATER RECYCLING - EXERCISE


V.Ryan © 2008 World Association of Technology Teachers

Draw two of your own water recycling symbols in the boxes below. These are to be rough sketches/ versions.

WATER RECYCLING SYMBOL 1



WATER RECYCLING SYMBOL 2




WATER RECYCLING - EXERCISE

V.Ryan © 2008 World Association of Technology Teachers

Select your best idea and draw a coloured rendered version in the space below. Alongside your final design for the logo/symbol explain why you consider it to represent water recycling.

SELECTED WATER RECYCLING SYMBOL



EXPLANATORY NOTES:

WATER RECYCLING - EXERCISE

V.Ryan © 2008 World Association of Technology Teachers

Develop your final design so that it can be drawn as a 3D version. This will give the design depth. An example is shown below.

If you have access to Computer Aided Design software you could also produce a 3D model of the symbol and exported it as an animation.



ROUGH SKETCH - 3D VERSION

FINAL COLOUR RENDERED VERSION

Do you think a 3D version of your selected symbol is more likely to interest the general public?

Do you think a 3D version of your selected symbol would be more successful if used in an advertising campaign?
