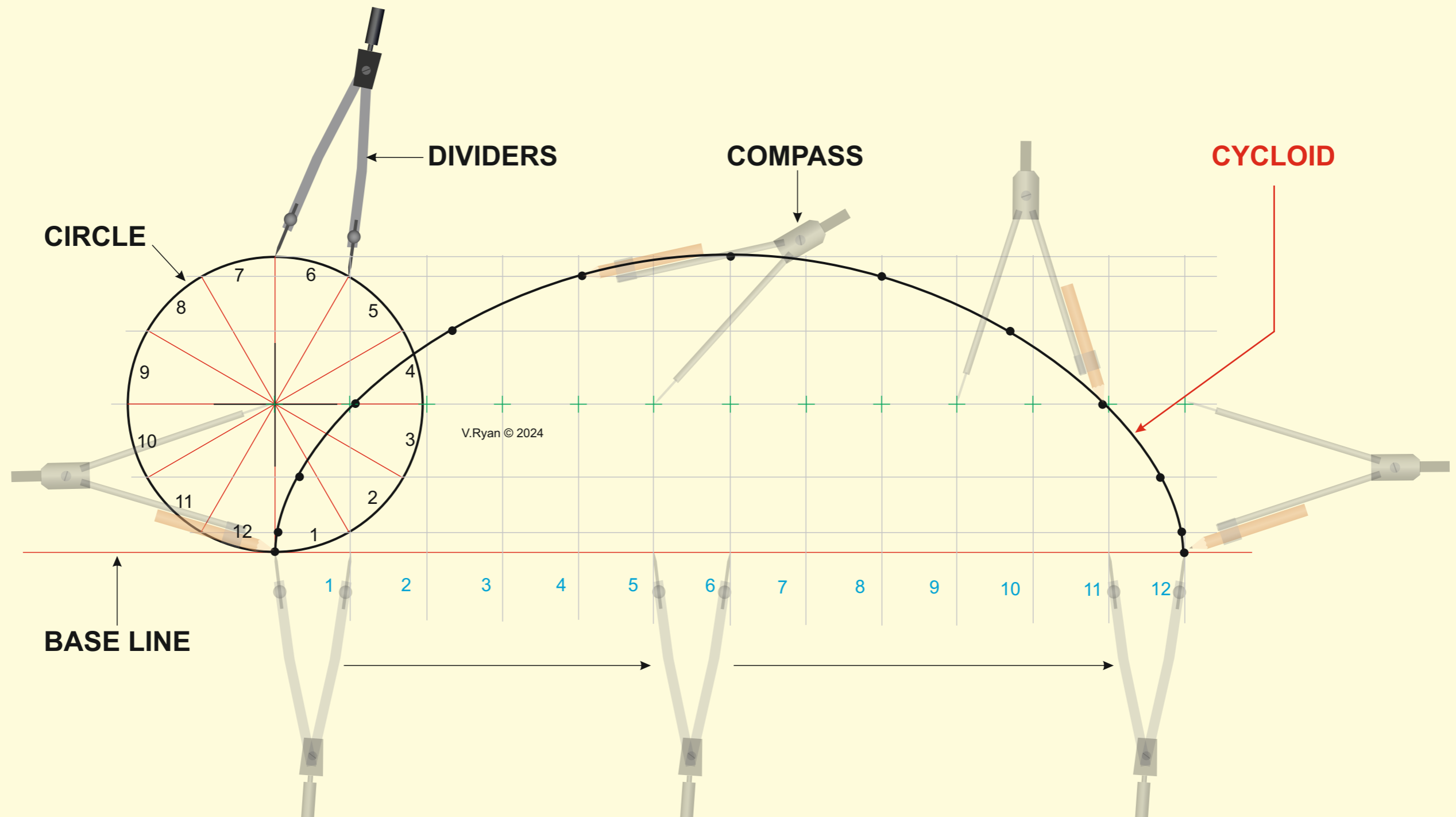


CYCLOIDS

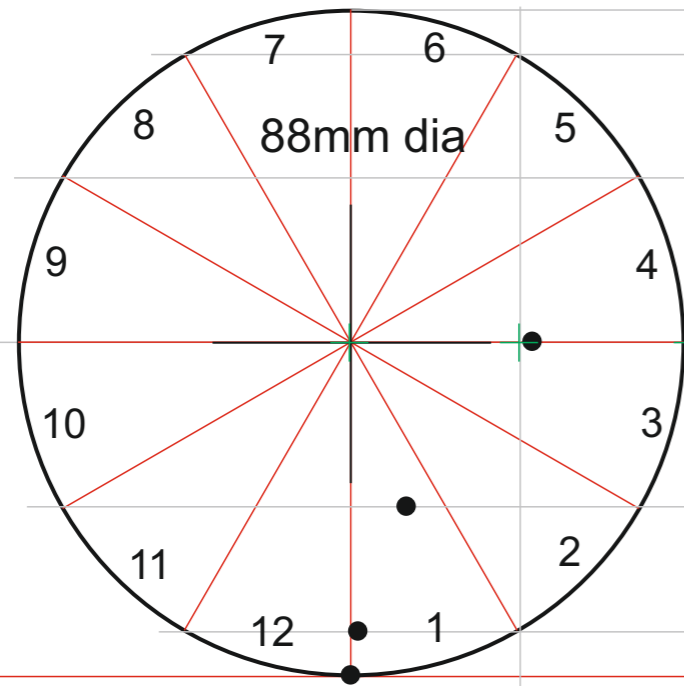
EXERCISES



CYCLOIDS

QUESTION

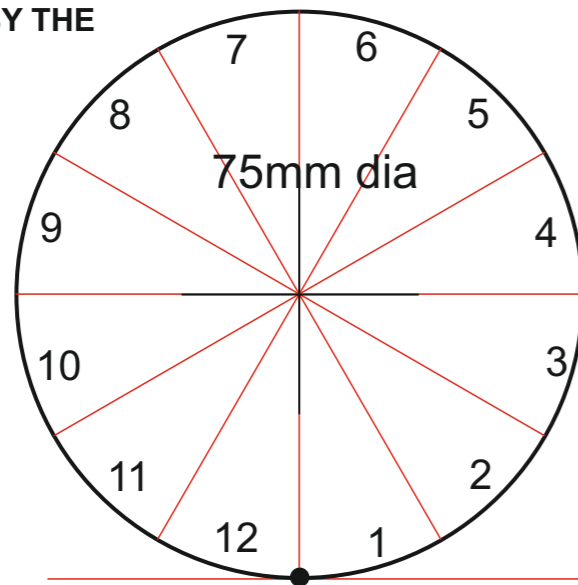
THE CIRCLE BELOW ROLLS ALONG A SURFACE FOR THE DISTANCE OF ONE REVOLUTION. COMPLETE THE CYCLOID BY ADDING THE REMAINING 'POINTS' AND DRAWING ITS CURVE.



1 2 3 4 5 6 7 8 9 10 11 12

QUESTION

THE CIRCUMFERENCE OF THIS CIRCLE HAS A POINT MARKED ON IT AS A DOT. DRAW THE CYCLOID (CURVE) PRODUCED AS THE CIRCLE ROLLS IN THE DIRECTION INDICATED BY THE ARROW.



HELPFUL LINK

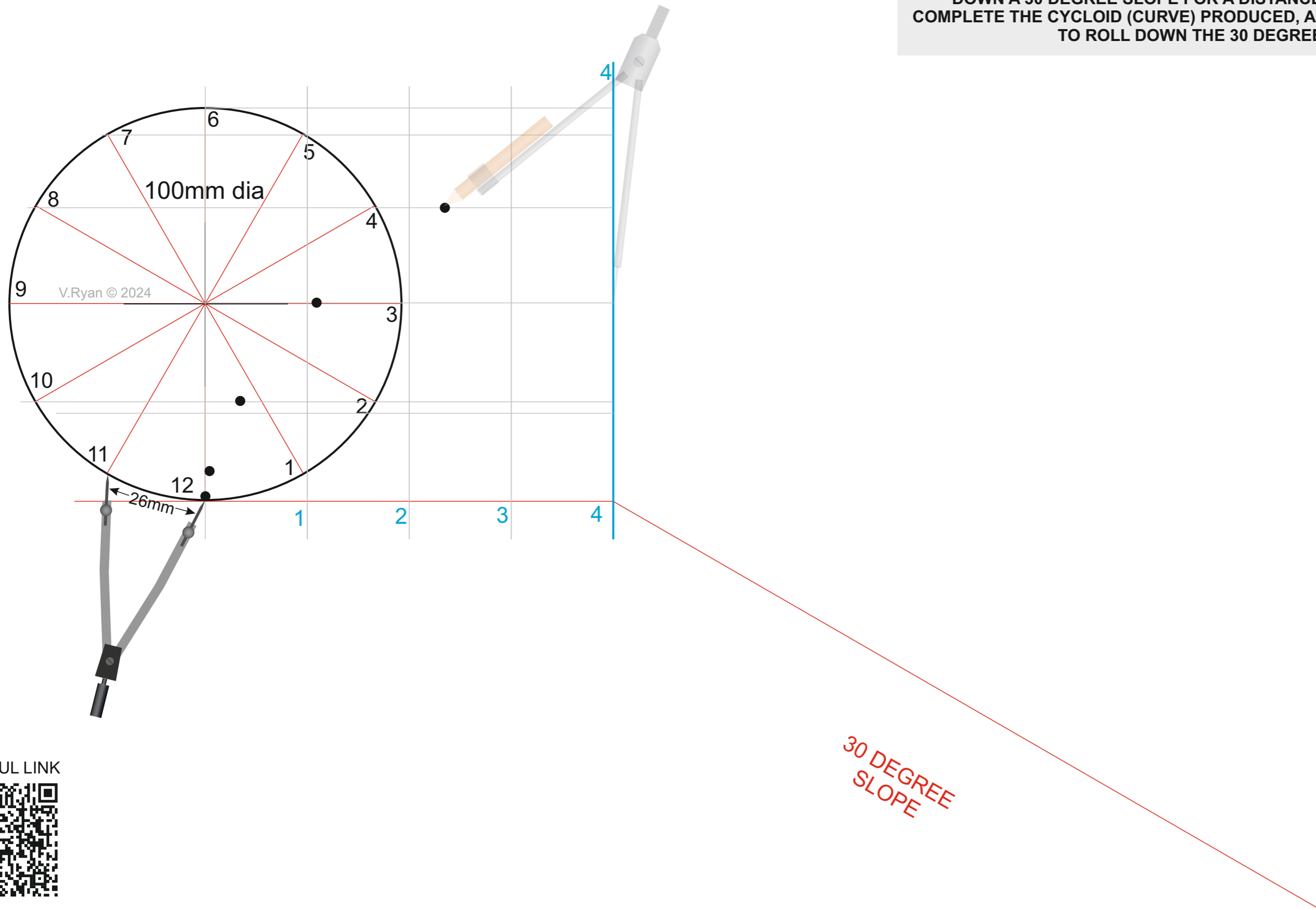


HELPFUL LINK: https://technologystudent.com/despro_3/cycloid1.html

CYCLOIDS

QUESTION

THE CIRCUMFERENCE OF THE CIRCLE HAS A POINT MARKED ON IT AS A DOT. THE CIRCLE ROLLS ALONG A 'FLAT' SURFACE FOR THE EQUIVALENT OF FOUR SECTOR DIVISIONS. IT THEN CONTINUES TO ROTATE AS IT ROLLS DOWN A 30 DEGREE SLOPE FOR A DISTANCE OF EIGHT SECTORS. COMPLETE THE CYCLOID (CURVE) PRODUCED, AS THE CIRCLE CONTINUES TO ROLL DOWN THE 30 DEGREE SLOPE.



HELPFUL LINK

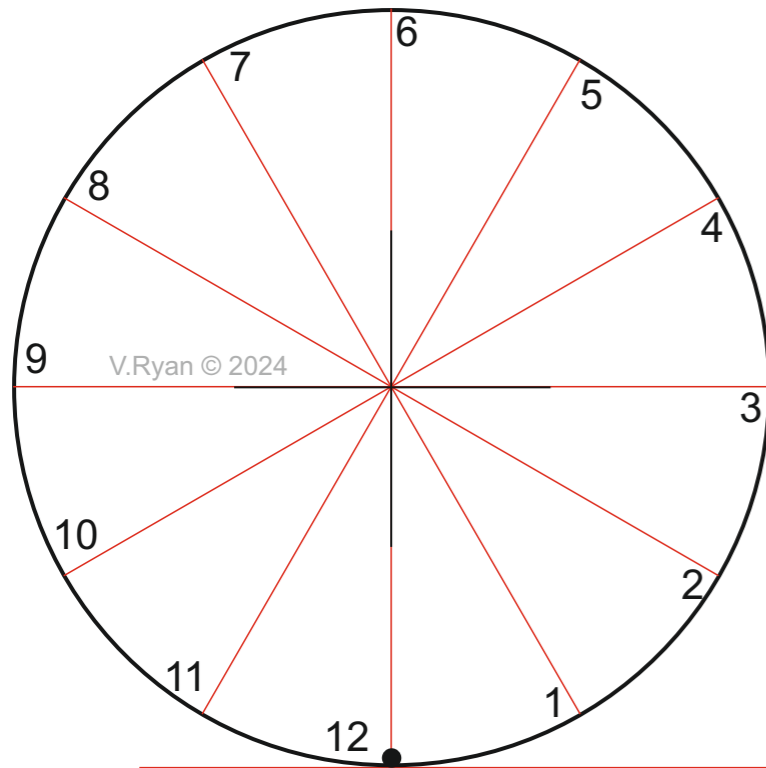


HELPFUL LINK: https://technologystudent.com/despro_3/cycloid2.html

CYCLOIDS

QUESTION

THE CIRCUMFERENCE OF THE CIRCLE HAS A POINT MARKED ON IT AS A DOT. THE CIRCLE ROLLS ALONG A 'FLAT' SURFACE . IT THEN CONTINUES TO ROTATE AS IT ROLLS DOWN A 30 DEGREE SLOPE.
DRAW THE CYCLOID (CURVE) PRODUCED, FOR ONE REVOLUTION OF THE CIRCLE.



30 DEGREE
SLOPE

HELPFUL LINK

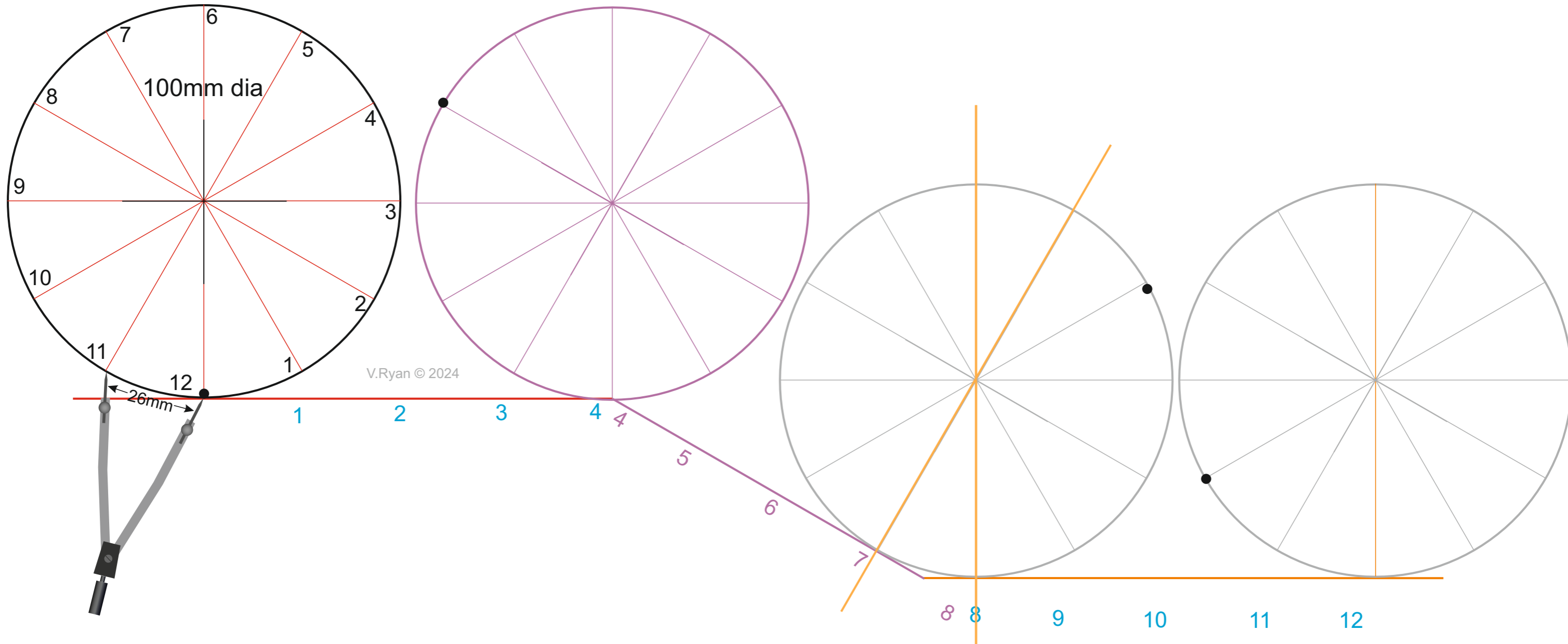


HELPFUL LINK: https://technologystudent.com/despro_3/cycloid2.html

CYCLOIDS

QUESTION

THE CIRCUMFERENCE OF THIS CIRCLE HAS A POINT MARKED ON IT AS A DOT. THE CIRCLE ROLLS ALONG A 'FLAT' SURFACE FOR THE EQUIVALENT OF FOUR SECTOR DIVISIONS. IT THEN CONTINUES TO ROTATE AS IT ROLLS DOWN A 30 DEGREE SLOPE FOR ANOTHER FOUR SECTOR DIVISIONS, FOLLOWED BY FOUR MORE SECTOR DISTANCES ON THE FLAT. DRAW THE CYCLOID (CURVE) PRODUCED BY ONE ROTATION



HELPFUL LINK

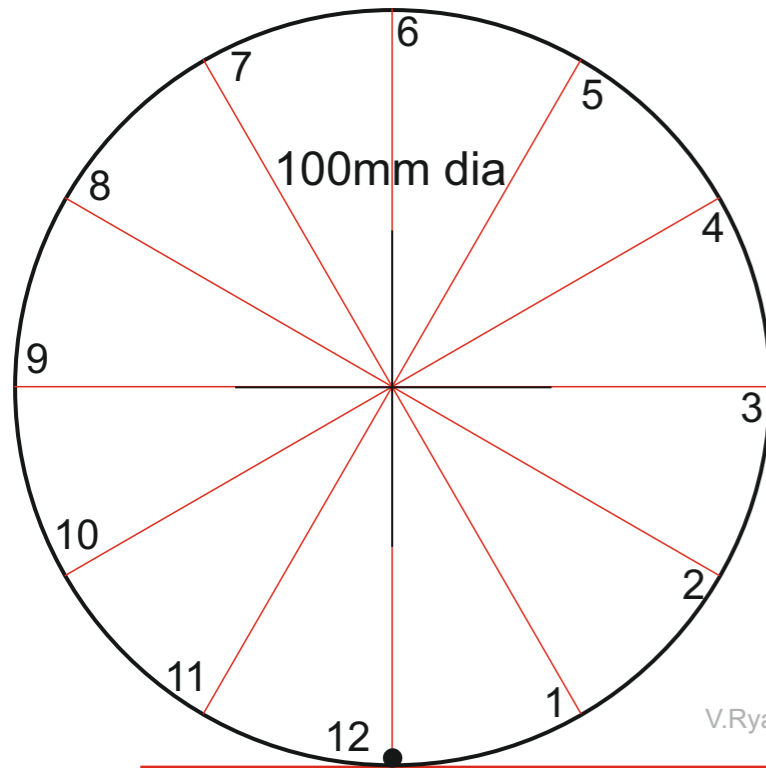


HELPFUL LINK: https://technologystudent.com/despro_3/cycloid3.html

CYCLOIDS

QUESTION

THE CIRCUMFERENCE OF THIS CIRCLE HAS A POINT MARKED ON IT AS A DOT. THE CIRCLE ROLLS ALONG A 'FLAT' SURFACE FOR THE EQUIVALENT OF FOUR SECTOR DIVISIONS. IT THEN CONTINUES TO ROTATE AS IT ROLLS DOWN A 30 DEGREE SLOPE FOR ANOTHER FOUR SECTOR DIVISIONS, FOLLOWED BY FOUR MORE SECTOR DISTANCES ON THE FLAT. DRAW THE CYCLOID (CURVE) PRODUCED BY ONE ROTATION



V.Ryan © 2024

HELPFUL LINK



HELPFUL LINK: https://technologystudent.com/despro_3/cycloid3.html