


ART DECO

V.Ryan © 2000 - 2009

On behalf of The World Association of Technology Teachers

W.A.T.T.



World Association of Technology Teachers

This exercise can be printed and used by teachers and students. It is recommended that you view the website (www.technologystudent.com) before attempting the design sheet .

THESE MATERIALS CAN BE PRINTED AND USED BY TEACHERS AND STUDENTS.
THEY MUST NOT BE EDITED IN ANY WAY OR PLACED ON ANY OTHER MEDIA INCLUDING WEB SITES AND INTRANETS.
NOT FOR COMMERCIAL USE.
THIS WORK IS PROTECTED BY COPYRIGHT LAW.
IT IS ILLEGAL TO DISPLAY THIS WORK ON ANY WEBSITE/MEDIA STORAGE OTHER THAN www.technologystudent.com

Art Deco 1924 to 1940

V.Ryan © 2009 World Association of Technology Teachers



Art Deco had its greatest influence on design and architecture in the years between 1920 to 1940. Its influence is still seen today, in many of our buildings and everyday artifacts.

1. Study the mood board and the title above it. Art Deco has many distinct features. Describe three such features. The key words / phrases may help you answer the question.

A. Art Deco has its own distinctive style of writing. Each letter has contrasting broad and thin aspects.

B.

C.

KEY PHRASES

CIRCULAR PATTERNS

STREAMLINED

BOLD PATTERNS

SUBTLE COLOURS

STYLISH

ELEGANT APPEAL

2. You have been asked to design an invitation to a birthday party. The party theme will be ART DECO and those invited will be expected to wear 1920s to 40s clothing to add atmosphere to the party.

Use the images, colours, patterns, writing style etc.... seen on the mood board, to help you complete the design of the invitation, already started below.
Complete the border.

Complete the word INVITATION in the Art Deco style.

Complete the second symbol (right hand side).


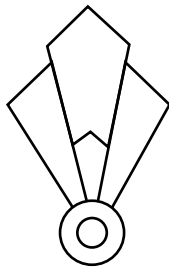
Add further patterns, colour and shade.

BIRTHDAY PARTY

INVIT

From : _____

To : _____



NAME:

ART DECO

DATE: