


# THE LETTER PRESS

V.Ryan © 2000 - 2008

On behalf of The World Association of Technology Teachers

## W.A.T.T.



World Association of Technology Teachers


The 'Perspective Exercise' can be printed and used by teachers and students. It is recommended that you view the website [www.technologystudent.com](http://www.technologystudent.com) before attempting the design sheet.

THESE MATERIALS CAN BE PRINTED AND USED BY TEACHERS AND STUDENTS.  
THEY MUST NOT BE EDITED IN ANY WAY OR PLACED ON ANY OTHER MEDIA INCLUDING WEB SITES AND INTRANETS.  
NOT FOR COMMERCIAL USE.  
THIS WORK IS PROTECTED BY COPYRIGHT LAW.  
IT IS ILLEGAL TO DISPLAY THIS WORK ON ANY WEBSITE/MEDIA STORAGE OTHER THAN [www.technologystudent.com](http://www.technologystudent.com)

# LETTER PRESS

V.Ryan © 2008 World Association of Technology Teachers

1. A series of three drawings representing a working letter press are shown below . Add a description to each of the stages, explaining how the press is used.




---

---

---

---




---

---

---

---



---

---

---

---

2. Describe the type of printing that can be achieved through the use of a letter press.

---

---

---