

EXAMINATION PREPARATION

V.Ryan © 2000 - 2009

On behalf of The World Association of Technology Teachers

W.A.T.T.



World Association of Technology Teachers

This exercise can be printed and used by teachers and students. It is recommended that you view the website (www.technologystudent.com) before attempting the design sheet .


THESE MATERIALS CAN BE PRINTED AND USED BY TEACHERS AND STUDENTS.
THEY MUST NOT BE EDITED IN ANY WAY OR PLACED ON ANY OTHER MEDIA INCLUDING WEB SITES AND INTRANETS.
NOT FOR COMMERCIAL USE.
THIS WORK IS PROTECTED BY COPYRIGHT LAW.
IT IS ILLEGAL TO DISPLAY THIS WORK ON ANY WEBSITE/MEDIA STORAGE OTHER THAN www.technologystudent.com

DESIGN AND MANUFACTURE

V.Ryan © 2009 World Association of Technology Teachers

You have been approached by a company that specialises in the manufacture of clocks based on a theme selected by a customer (Study the three samples below). You are to design a fourth clock which must be manufactured as a batch of 500.


THEME - CYCLING




THEME - GARDENING



THEME - LOVE



1. In the space below draw two rough designs for a clock based on the theme RECYCLING. The recycling images below may help you develop your design. Add notes to your designs.



recycle

DESIGN - 1

DESIGN - 2

NOTES: _____

NOTES: _____

2. Select your best design and draw a colour rendered version. Label the parts and list the materials you have chosen. Justify your choice of materials (add notes for a maximum of three materials).

V.Ryan © 2009 World Association of Technology Teachers

FINAL COLOUR RENDERED DESIGN

MATERIAL: _____

JUSTIFICATION: _____

MATERIAL: _____

JUSTIFICATION: _____

MATERIAL: _____

JUSTIFICATION: _____
