


EXAMINATION PREPARATION

V.Ryan © 2000 - 2009

On behalf of The World Association of Technology Teachers

W.A.T.T.



World Association of Technology Teachers

This exercise can be printed and used by teachers and students. It is recommended that you view the website (www.technologystudent.com) before attempting the design sheet .

THESE MATERIALS CAN BE PRINTED AND USED BY TEACHERS AND STUDENTS.
THEY MUST NOT BE EDITED IN ANY WAY OR PLACED ON ANY OTHER MEDIA INCLUDING WEB SITES AND INTRANETS.
NOT FOR COMMERCIAL USE.
THIS WORK IS PROTECTED BY COPYRIGHT LAW.
IT IS ILLEGAL TO DISPLAY THIS WORK ON ANY WEBSITE/MEDIA STORAGE OTHER THAN www.technologystudent.com


RECYCLING QUESTIONS

V.Ryan © 2009 World Association of Technology Teachers

In the box below draw a recycling symbol found on a product of your choice.

PRODUCT NAME: _____

RECYCLING SYMBOL



Do you think the symbol you have chosen is effective? Explain your answer.


Explain why recycling is not always the best choice when a product comes to the end of its life cycle. The key words/phrases listed below may help you answer the question.

COST ECONOMICS SORTING COLLECTION TRANSPORT PUBLIC SUPPORT

Look carefully at the three products shown below. Select one of the products and describe what can be recycled at the end of its useful life. Refer to materials and components in your answer.



Mp3 PLAYER



BICYCLE



SCOOTER
