

BASIC DRAWING TEST

V.Ryan © 2000 - 2012

On behalf of The World Association of Technology Teachers

W.A.T.T.



World Association of Technology Teachers

This exercise can be printed and used by teachers and students. It is recommended that you view the website (www.technologystudent.com) before attempting the design sheet .

THESE MATERIALS CAN BE PRINTED AND USED BY TEACHERS AND STUDENTS.
THEY MUST NOT BE EDITED IN ANY WAY OR PLACED ON ANY OTHER MEDIA INCLUDING WEB SITES AND INTRANETS.
NOT FOR COMMERCIAL USE.
THIS WORK IS PROTECTED BY COPYRIGHT LAW.
IT IS ILLEGAL TO DISPLAY THIS WORK ON ANY WEBSITE/MEDIA STORAGE OTHER THAN www.technologystudent.com

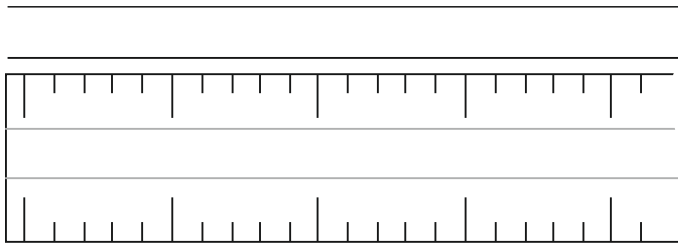
BASIC DRAWING TEST

V.Ryan © 2012 World Association of Technology Teachers

QUESTIONS / INSTRUCTIONS

YOUR ATTEMPT

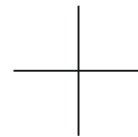
1. Use a ruler to draw two faint parallel, straight, horizontal lines, 10mm apart.




2. Print your name in BLOCK CAPITALS, between two faint parallel, straight, horizontal lines, 10mm apart.

YOUR NAME

3. Using a compass, draw a circle with the radius of 25mm.



4. Using a ruler, draw a square with 40mm sides



Carefully shade the square. Dark on the left and gradually getting lighter to the right.