

# STYLES OF WRITING - WILDLIFE

V.Ryan © 2000 - 2015

On behalf of The World Association of Technology Teachers

## W.A.T.T.



World Association of Technology Teachers

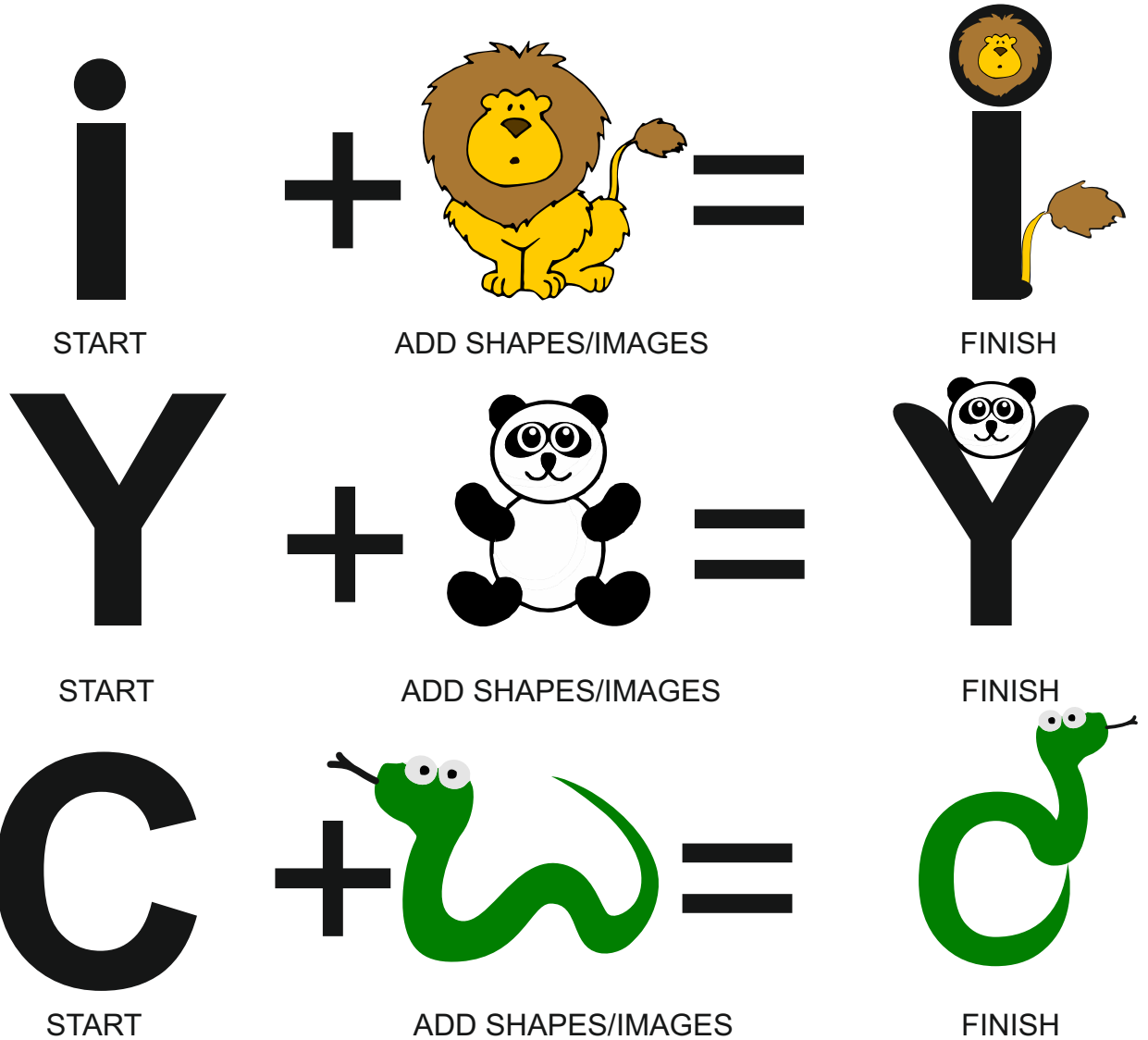
This exercise can be printed and used by teachers and students. It is recommended that you view the website ([www.technologystudent.com](http://www.technologystudent.com)) before attempting the design sheet .

THESE MATERIALS CAN BE PRINTED AND USED BY TEACHERS AND STUDENTS.  
THEY MUST NOT BE EDITED IN ANY WAY OR PLACED ON ANY OTHER MEDIA INCLUDING WEB SITES AND INTRANETS.  
NOT FOR COMMERCIAL USE.  
THIS WORK IS PROTECTED BY COPYRIGHT LAW.  
IT IS ILLEGAL TO DISPLAY THIS WORK ON ANY WEBSITE/MEDIA STORAGE OTHER THAN [www.technologystudent.com](http://www.technologystudent.com)

# STYLES OF WRITING - WILDLIFE

V.Ryan © 2015 World Association of Technology Teachers

Designing a writing style that enhances and promotes a product is a difficult task. Often writing styles are used on the packaging of products, to attract customers or to increase the aesthetic impact of a product. Below is an number of examples, showing the how a simple writing style, can be combined with 'wildlife' images, to produce a more attractive style.



What do you think of the wildlife styled lettering above? Explain your answer.


---

---


---

Improve the 'snake' C, in the space on the right.





START

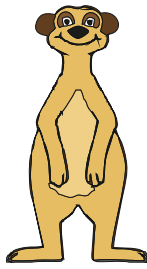


FINISH

ADD SHAPES/IMAGES



START



FINISH

ADD SHAPES/IMAGES