

LADYBIRD MUG PACKAGING

V.Ryan © 2000 - 2015

On behalf of The World Association of Technology Teachers

W.A.T.T.



World Association of Technology Teachers

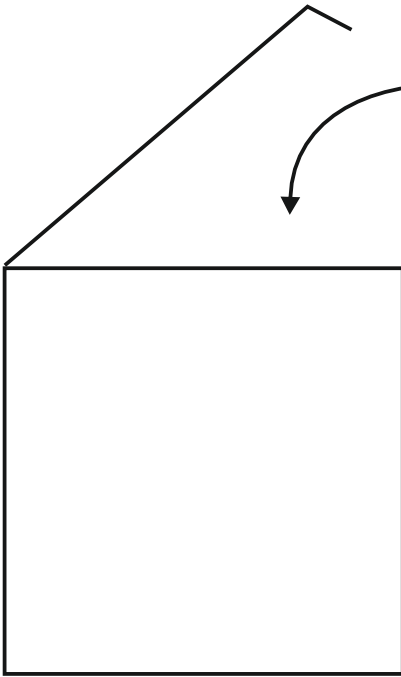
This exercise can be printed and used by teachers and students. It is recommended that you view the website (www.technologystudent.com) before attempting the design sheet .

THESE MATERIALS CAN BE PRINTED AND USED BY TEACHERS AND STUDENTS.
THEY MUST NOT BE EDITED IN ANY WAY OR PLACED ON ANY OTHER MEDIA INCLUDING WEB SITES AND INTRANETS.
NOT FOR COMMERCIAL USE.
THIS WORK IS PROTECTED BY COPYRIGHT LAW.
IT IS ILLEGAL TO DISPLAY THIS WORK ON ANY WEBSITE/MEDIA STORAGE OTHER THAN www.technologystudent.com

LADYBIRD MUG PACKAGING


V.Ryan © 2015 World Association of Technology Teachers

The coffee mug shown below, is to be packaged in regular 'cube' shaped packaging. Add the following information and graphics to the front of the packaging:




Recycling symbol,
barcode,
suitable graphics and colour
scheme,
and a suitable name for the product

ROUGH IDEA



COLOUR RENDERED IDEA

V.Ryan © 2015 World Association of Technology Teachers



Add your final design to the 3D blank packaging below. Include the colour scheme, product title, bar code and recycling symbol.

