

TYPOGRAPHY AND GRAPHIC STYLES OF WRITING

TO ANSWER ALL THE QUESTIONS, YOU WILL NEED TO DOWNLOAD THE 'TYPOGRAPHY AND GRAPHIC STYLES OF WRITING' APP, FROM THE INTERACTIVE MOBILE APP SECTION OF www.technologystudent.com

LINK

<http://www.technologystudent.com/designpro/grpsty1.htm>

Once you have downloaded the App, you can use it to navigate the website. You may need to follow the links on each page of the App, to research / complete answers to all the questions.

**ARE YOU READY?
USE THE MOBILE App!!**

1

Using the App for guidance, draw your own graphical style, for the word 'flame'. An example is shown below.

EXAMPLE

ORIGINAL FONT

FLAME

GRAPHICAL FONT

FLAME


YOUR GRAPHICAL STYLE FOR 'FLAME'

2

Graphical styles of writing, can be applied to most 'descriptive' words.

The example opposite, shows how the word 'river', can be graphically presented.

Using the App for guidance, design your own style, for the word 'river'.



RIVER

RIVER

YOUR GRAPHICAL STYLE FOR 'RIVER'


HELPFUL LINK: <http://www.technologystudent.com/designpro/grpsty1.htm>

1

The word 'LOUD', is a word that can be presented graphically.

A. Describe the images, shapes and forms, that you think would be suitable, to apply to the graphical style, for the word 'LOUD'?

B. Sketch some of your images, shapes and forms below
You can paste images from the internet, if your prefer.



In the space below, draw your version of the graphical word 'LOUD'.
Draw a rough version first, followed by the colour rendered version.

ROUGH VERSION

FINAL COLOUR RENDERED VERSION

TYPOGRAPHY AND GRAPHIC STYLES OF WRITING

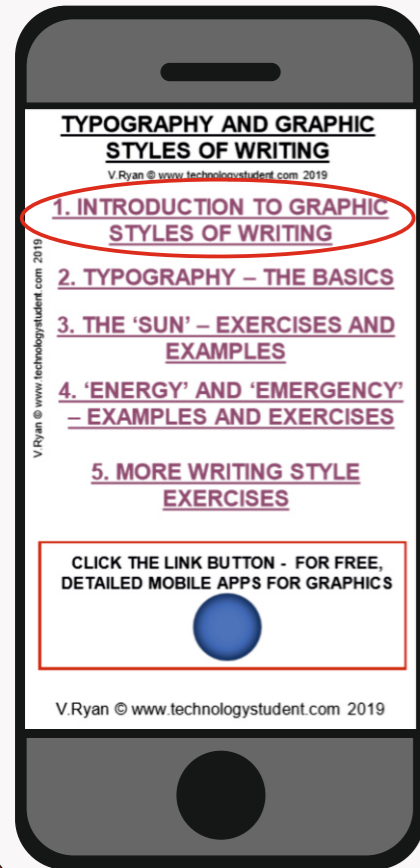
TO ANSWER ALL THE QUESTIONS, YOU WILL NEED TO DOWNLOAD THE 'TYPOGRAPHY AND GRAPHIC STYLES OF WRITING' APP, FROM THE INTERACTIVE MOBILE APP SECTION OF www.technologystudent.com

LINK

<http://www.technologystudent.com/designpro/grpsty1.htm>

Once you have downloaded the App, you can use it to navigate the website. You may need to follow the links on each page of the App, to research / complete answers to all the questions.

**ARE YOU READY?
USE THE MOBILE App!!**

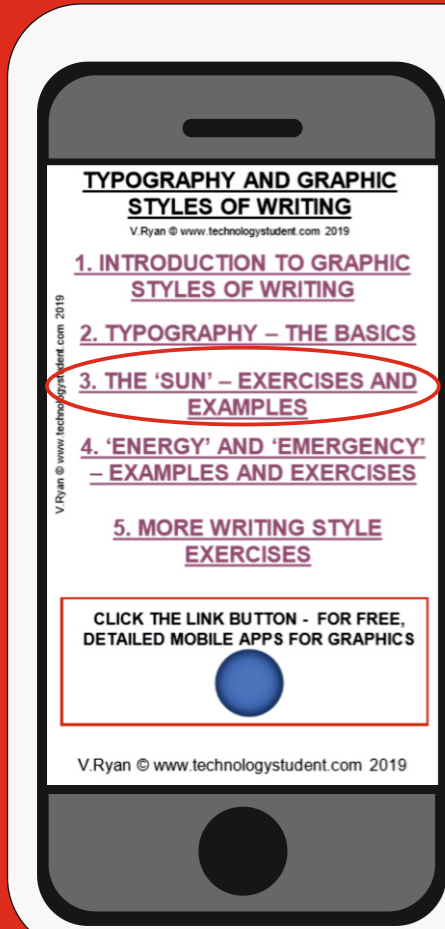


2

Make a list of words, that you think could be, presented effectively, as graphical versions.

Example: "LAUGHTER"

HELPFUL LINK: <http://www.technologystudent.com/designpro/grpsty1.htm>



GRAPHICAL FORMS OF THE WORD 'SUN'

TO ANSWER ALL THE QUESTIONS, YOU WILL NEED TO DOWNLOAD THE 'TYPOGRAPHY AND GRAPHIC STYLES OF WRITING' APP, FROM THE INTERACTIVE MOBILE APP SECTION OF www.technologystudent.com

LINK

<http://www.technologystudent.com/designpro/grpsty1.htm>

Once you have downloaded the App, you can use it to navigate the website. You may need to follow the links on each page of the App, to research / complete answers to all the questions.


**ARE YOU READY?
USE THE MOBILE App!!**

1

The word 'SUN', is a word that can be presented graphically. See two examples below.

What images, shapes and forms, do you think would be suitable, to apply to the graphical form, of the word 'SUN'?

Example of the graphical version of the word 'SUN'



★ USE THE APP AND FOLLOW THE LINKS FOR MORE EXAMPLES ★

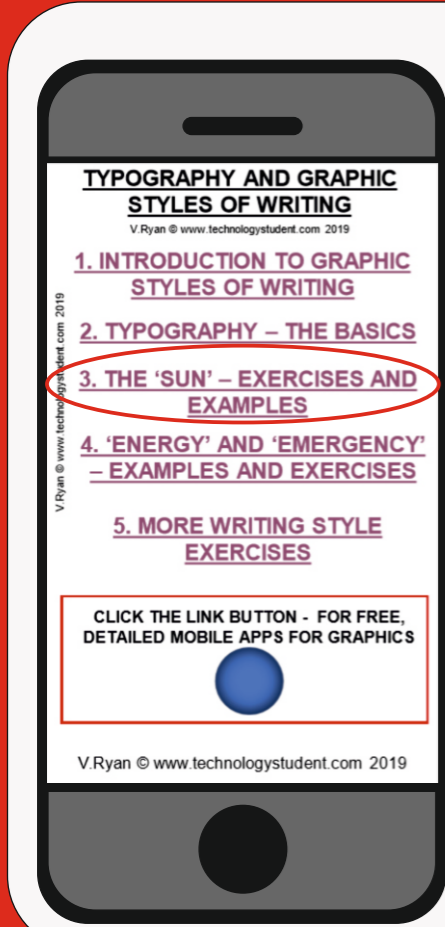
2

In the space below, draw a quick sketch, of the word 'RAIN', in a graphical form.

Draw your graphical version of the word 'SUN'

You may wish to draw a rough version first, followed by a colour rendered final version.

HELPFUL LINK: <http://www.technologystudent.com/designpro/grpsty1.htm>



GRAPHICAL FORMS OF THE WORD 'SUN'

TO ANSWER ALL THE QUESTIONS, YOU WILL NEED TO DOWNLOAD THE 'TYPOGRAPHY AND GRAPHIC STYLES OF WRITING' APP, FROM THE INTERACTIVE MOBILE APP SECTION OF www.technologystudent.com

LINK

<http://www.technologystudent.com/designpro/grpsty1.htm>

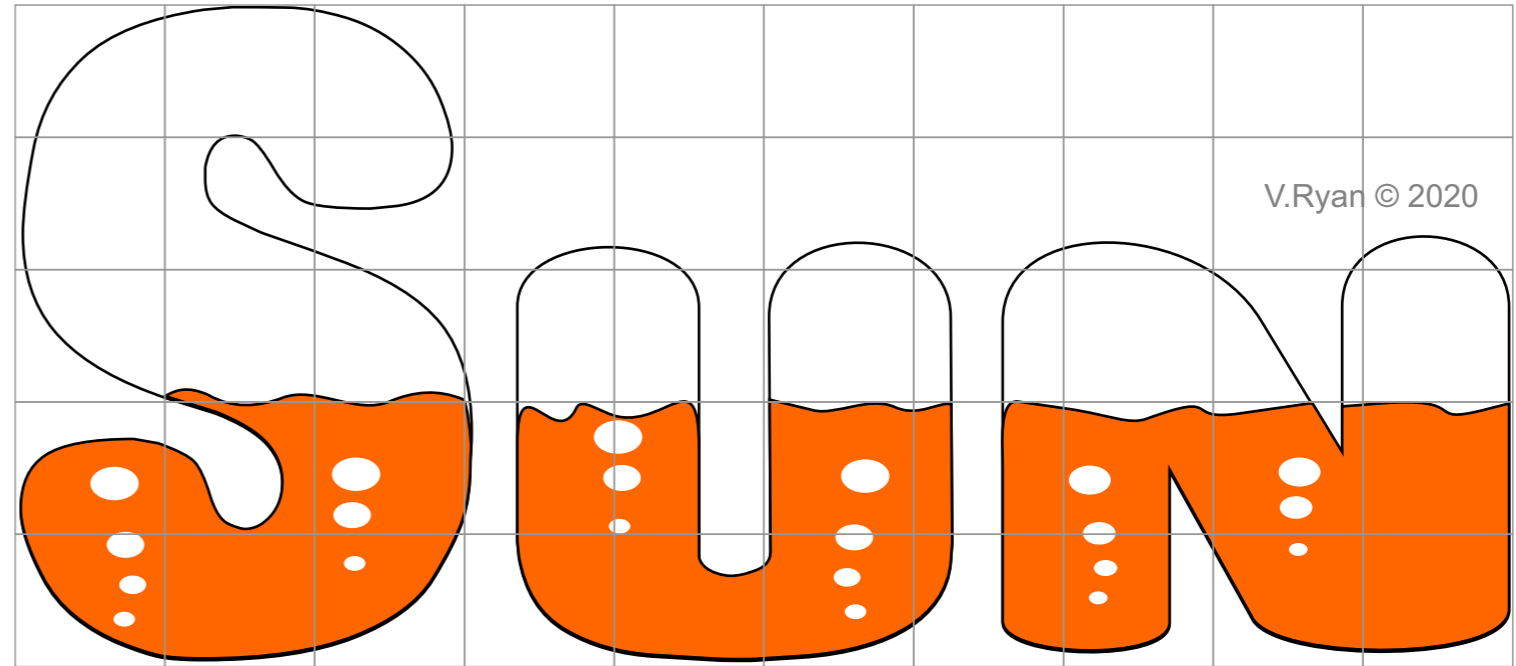
Once you have downloaded the App, you can use it to navigate the website. You may need to follow the links on each page of the App, to research / complete answers to all the questions.

**ARE YOU READY?
USE THE MOBILE App!!**

1

Complete the graphical writing style shown below, for the word "SUN", using the grid as a guide. Include colour and detail.

SAMPLE



YOUR COPY



2

List colours that you think are suitable, for the graphical style, of the word "WINTER".

HELPFUL LINK: <http://www.technologystudent.com/designpro/grpsty1.htm>

ENERGY AND EMERGENCY

TO ANSWER ALL THE QUESTIONS, YOU WILL NEED TO DOWNLOAD THE 'TYPOGRAPHY AND GRAPHIC STYLES OF WRITING' APP, FROM THE INTERACTIVE MOBILE APP SECTION OF www.technologystudent.com

LINK

<http://www.technologystudent.com/designpro/grpsty1.htm>

Once you have downloaded the App, you can use it to navigate the website. You may need to follow the links on each page of the App, to research / complete answers to all the questions.

**ARE YOU READY?
USE THE MOBILE App!!**

1

Using the App for guidance, design a graphical style of writing for the word

➔ SPEED

EXAMPLE



ROUGH IDEAS AND WORKING OUT

YOUR FINAL, COLOUR RENDERED VERSION

2

What aspects of your design do you really like?

What aspects of your design, do you think could be improved?

HELPFUL LINK: <http://www.technologystudent.com/designpro/grpsty1.htm>

ENERGY AND EMERGENCY

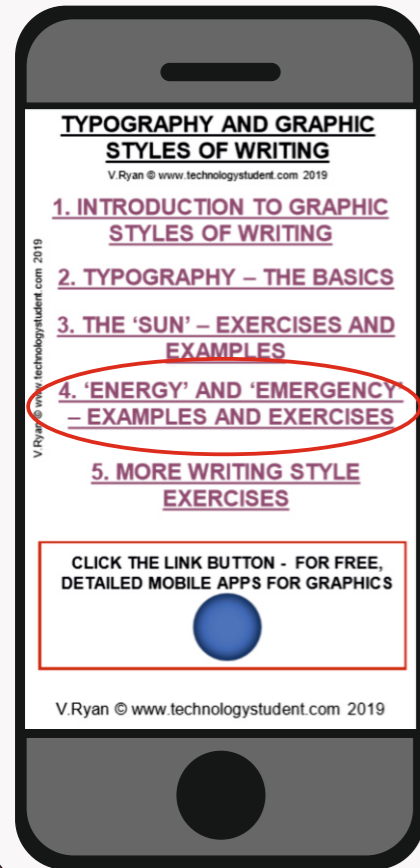
TO ANSWER ALL THE QUESTIONS, YOU WILL NEED TO DOWNLOAD THE 'TYPOGRAPHY AND GRAPHIC STYLES OF WRITING' APP, FROM THE INTERACTIVE MOBILE APP SECTION OF www.technologystudent.com

LINK

<http://www.technologystudent.com/designpro/grpsty1.htm>

Once you have downloaded the App, you can use it to navigate the website. You may need to follow the links on each page of the App, to research / complete answers to all the questions.

**ARE YOU READY?
USE THE MOBILE App!!**



1

Mobile phones are sometimes used in 'emergency' situations. Design a graphical form of the word 'EMERGENCY' and to reflect this type of use.



EMERGENCY

★ USE THE APP AND FOLLOW THE LINKS FOR EXAMPLES ★

EXAMPLE



ROUGH IDEAS AND WORKING OUT

YOUR FINAL, COLOUR RENDERED VERSION

2

Using the internet for research, paste two symbols, that are related to "Phone". An example is shown below.

EXAMPLE

NO PHONES - SPAIN



HELPFUL LINK: <http://www.technologystudent.com/designpro/grpsty1.htm>

ENERGY AND EMERGENCY

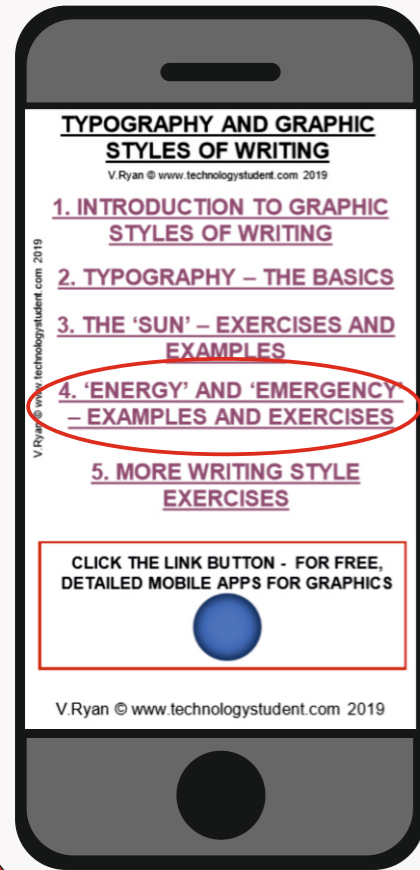
TO ANSWER ALL THE QUESTIONS, YOU WILL NEED TO DOWNLOAD THE 'TYPOGRAPHY AND GRAPHIC STYLES OF WRITING' APP, FROM THE INTERACTIVE MOBILE APP SECTION OF www.technologystudent.com

LINK

<http://www.technologystudent.com/designpro/grpsty1.htm>

Once you have downloaded the App, you can use it to navigate the website. You may need to follow the links on each page of the App, to research / complete answers to all the questions.

**ARE YOU READY?
USE THE MOBILE App!!**



1


The word 'ENERGY', can mean many things and can be represented graphically. In the space below, design your graphical presentation of the word.



ENERGY

★ USE THE APP AND FOLLOW THE LINKS FOR EXAMPLES ★

EXAMPLE



ROUGH IDEAS AND WORKING OUT

2

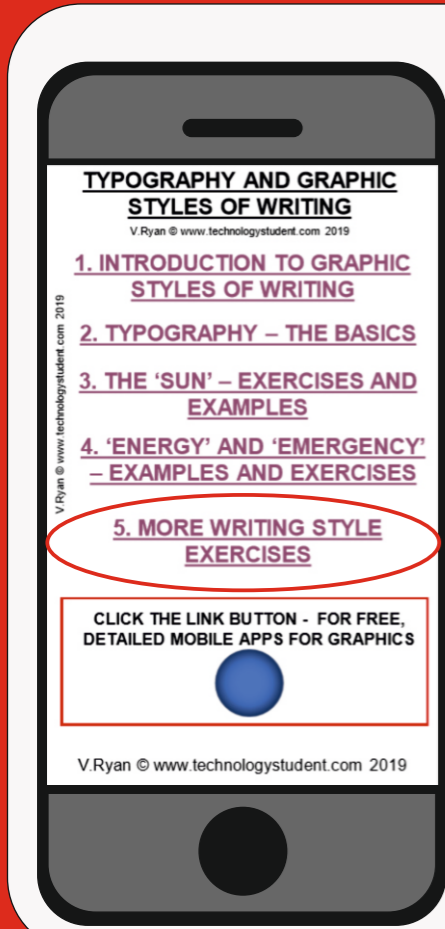
Using the internet for research, paste two symbols, that are related to "Energy". An example is shown below.

EXAMPLE
GREEN ENERGY



YOUR FINAL, COLOUR RENDERED VERSION

HELPFUL LINK: <http://www.technologystudent.com/designpro/grpsty1.htm>



MORE WRITING STYLE EXERCISES

TO ANSWER ALL THE QUESTIONS, YOU WILL NEED TO DOWNLOAD THE 'TYPOGRAPHY AND GRAPHIC STYLES OF WRITING' APP, FROM THE INTERACTIVE MOBILE APP SECTION OF www.technologystudent.com

LINK

<http://www.technologystudent.com/designpro/grpsty1.htm>

Once you have downloaded the App, you can use it to navigate the website. You may need to follow the links on each page of the App, to research / complete answers to all the questions.

**ARE YOU READY?
USE THE MOBILE App!!**

1

Develop a graphical style of writing for the words 'PERFUME' and 'FRAGRANCE'.

★ USE THE APP AND FOLLOW THE LINKS FOR EXAMPLES ★

EXAMPLE



ROUGH IDEAS AND WORKING OUT


YOUR FINAL, COLOUR RENDERED VERSION

2

What aspects of your design do you really like?

What aspects of your design do you think could be improved?

HELPFUL LINK: <http://www.technologystudent.com/designpro/grpsty1.htm>



MORE WRITING STYLE EXERCISES

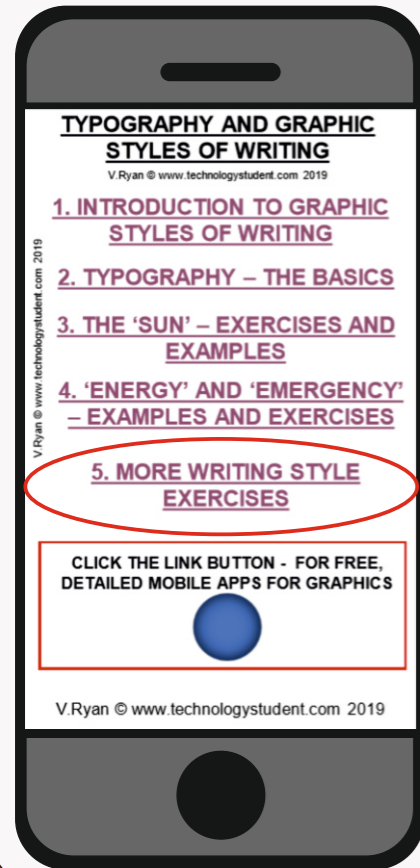
TO ANSWER ALL THE QUESTIONS, YOU WILL NEED TO DOWNLOAD THE 'TYPOGRAPHY AND GRAPHIC STYLES OF WRITING' APP, FROM THE INTERACTIVE MOBILE APP SECTION OF www.technologystudent.com

LINK

<http://www.technologystudent.com/designpro/grpsty1.htm>

Once you have downloaded the App, you can use it to navigate the website. You may need to follow the links on each page of the App, to research / complete answers to all the questions.

**ARE YOU READY?
USE THE MOBILE App!!**





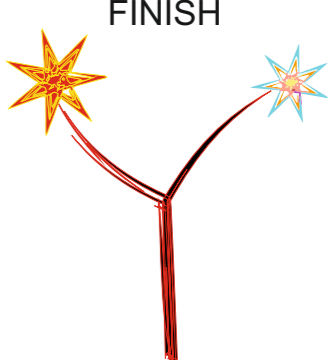




1

Convert the letters and numbers below, to a 'FIREWORK' style. Add appropriate colour, shade and images to the writing style. An example has been completed for you.

★ USE THE APP AND FOLLOW THE LINKS FOR EXAMPLES ★

EXAMPLE →

	+		=	
START		ADD SHAPES/IMAGES		
	+		=	
START		ADD SHAPES/IMAGES		FINISH
	+		=	
START		ADD SHAPES/IMAGES		FINISH
	+		=	
START		ADD SHAPES/IMAGES		FINISH

2

Paste two images of unusual writing styles. An example is seen below.

EXAMPLE - TOOLBOX FONT



HELPFUL LINK: <http://www.technologystudent.com/designpro/grpsty1.htm>

1

Develop a graphical style, for a food product called, 'Fruity Snacks'.

★ USE THE APP AND FOLLOW THE LINKS FOR EXAMPLES ★

EXAMPLE



MORE WRITING STYLE EXERCISES

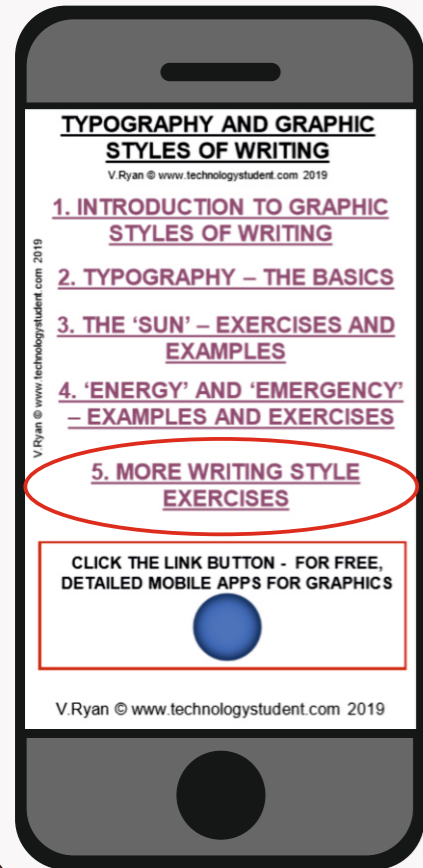
TO ANSWER ALL THE QUESTIONS, YOU WILL NEED TO DOWNLOAD THE 'TYPOGRAPHY AND GRAPHIC STYLES OF WRITING' APP, FROM THE INTERACTIVE MOBILE APP SECTION OF www.technologystudent.com

LINK

<http://www.technologystudent.com/designpro/grpsty1.htm>

Once you have downloaded the App, you can use it to navigate the website. You may need to follow the links on each page of the App, to research / complete answers to all the questions.

**ARE YOU READY?
USE THE MOBILE App!!**



2

List fruits that you think are ideal, for 'fruity snacks', for children.

HELPFUL LINK: <http://www.technologystudent.com/designpro/grpsty1.htm>

1

MORE WRITING STYLE EXERCISES

TO ANSWER ALL THE QUESTIONS, YOU WILL NEED TO DOWNLOAD THE 'TYPOGRAPHY AND GRAPHIC STYLES OF WRITING' APP, FROM THE INTERACTIVE MOBILE APP SECTION OF www.technologystudent.com

LINK

<http://www.technologystudent.com/designpro/grpsty1.htm>

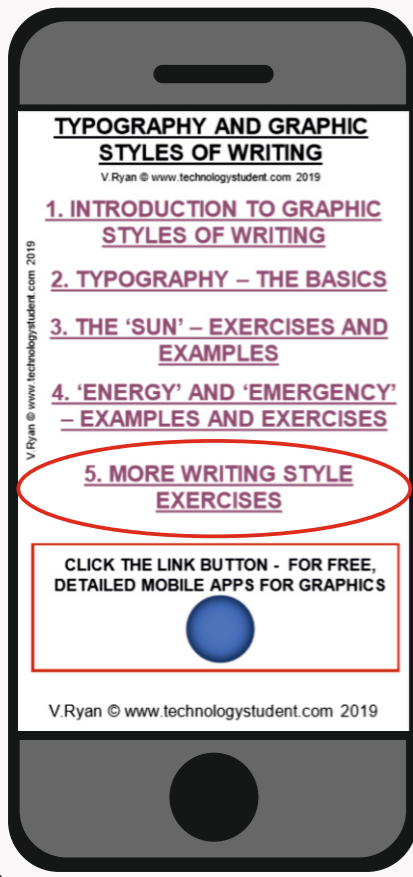

Once you have downloaded the App, you can use it to navigate the website. You may need to follow the links on each page of the App, to research / complete answers to all the questions.

**ARE YOU READY?
USE THE MOBILE App!!**

Develop a graphical style, for the word 'PARTY'.

★ USE THE APP AND FOLLOW THE LINKS FOR EXAMPLES ★

EXAMPLE



2

Describe one aspect of your design, you really like.

Describe one aspect of your design, you think can be improved.

HELPFUL LINK: <http://www.technologystudent.com/designpro/grpsty1.htm>

MORE WRITING STYLE EXERCISES

TO ANSWER ALL THE QUESTIONS, YOU WILL NEED TO DOWNLOAD THE 'TYPOGRAPHY AND GRAPHIC STYLES OF WRITING' APP, FROM THE INTERACTIVE MOBILE APP SECTION OF www.technologystudent.com

LINK

<http://www.technologystudent.com/designpro/grpsty1.htm>

Once you have downloaded the App, you can use it to navigate the website. You may need to follow the links on each page of the App, to research / complete answers to all the questions.

**ARE YOU READY?
USE THE MOBILE App!!**

1

Try to convert the letters below, to an 'ANIMAL' style. Add appropriate colour, shade and images to the writing style. The first is completed for you.


★ USE THE APP AND FOLLOW THE LINKS FOR EXAMPLES ★



START




ADD SHAPES/IMAGES



FINISH



START




ADD SHAPES/IMAGES

FINISH



START



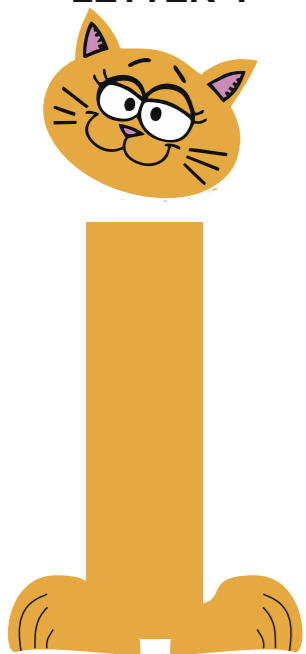
ADD SHAPES/IMAGES

FINISH

2

Select an animal (not one from the previous question) and convert it to a letter from the alphabet.

LETTER 'I'



HELPFUL LINK: <http://www.technologystudent.com/designpro/grpsty1.htm>