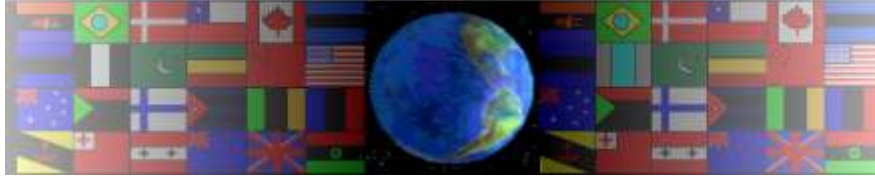


RESISTANT MATERIALS QUESTIONS

V.Ryan © 2000 - 2009

On behalf of The World Association of Technology Teachers

W.A.T.T.




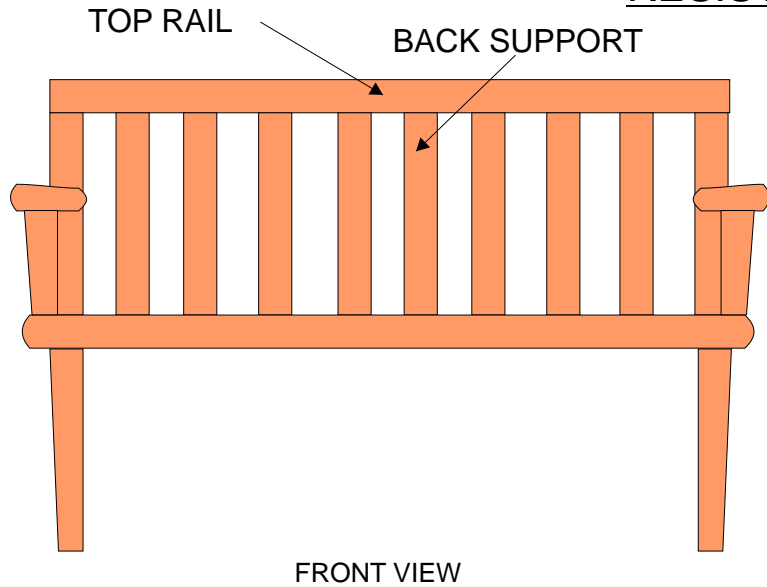
World Association of Technology Teachers

This exercise can be printed and used by teachers and students. It is recommended that you view the website (www.technologystudent.com) before attempting the design sheet .

THESE MATERIALS CAN BE PRINTED AND USED BY TEACHERS AND STUDENTS.
THEY MUST NOT BE EDITED IN ANY WAY OR PLACED ON ANY OTHER MEDIA INCLUDING WEB SITES AND INTRANETS.
NOT FOR COMMERCIAL USE.
THIS WORK IS PROTECTED BY COPYRIGHT LAW.
IT IS ILLEGAL TO DISPLAY THIS WORK ON ANY WEBSITE/MEDIA STORAGE OTHER THAN www.technologystudent.com

RESISTANT MATERIALS EXAMINATION QUESTIONS

V.Ryan © 2009 World Association of Technology Teachers



The piece of furniture shown opposite is a typical garden bench. It has been designed to withstand all kinds of weather and is manufactured from a type of wood that resists all weathers.

1. Name a suitable wood

NAME: _____

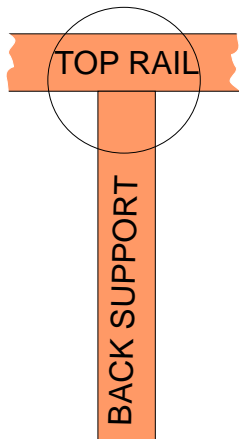
2. List two properties / qualities your choice of wood has that it makes it suitable for garden furniture

PROPERTY 1: _____

PROPERTY 2: _____

3. The design of the bench has a weakness. Explain the weakness below.

4. On the front and side views above, draw an improvement to the bench that will correct the weakness.



5. In the space opposite draw a detail diagram showing a permanent joint for the top rail and a bench support. In the next space draw a temporary joint that could be used.

PERMANENT JOINT

NAME:

TEMPORARY JOINT

NAME: