


PRODUCT DESIGN MEMPHIS STYLE

V.Ryan © 2000 - 2011

On behalf of The World Association of Technology Teachers

W.A.T.T.



World Association of Technology Teachers

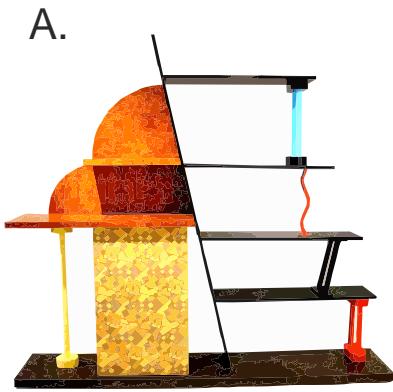
This exercise can be printed and used by teachers and students. It is recommended that you view the website (www.technologystudent.com) before attempting the design sheet .

THESE MATERIALS CAN BE PRINTED AND USED BY TEACHERS AND STUDENTS.
THEY MUST NOT BE EDITED IN ANY WAY OR PLACED ON ANY OTHER MEDIA INCLUDING WEB SITES AND INTRANETS.
NOT FOR COMMERCIAL USE.
THIS WORK IS PROTECTED BY COPYRIGHT LAW.
IT IS ILLEGAL TO DISPLAY THIS WORK ON ANY WEBSITE/MEDIA STORAGE OTHER THAN www.technologystudent.com

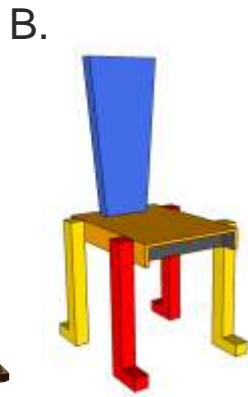
PRODUCT DESIGN MEMPHIS STYLE

V.Ryan © 2011 World Association of Technology Teachers

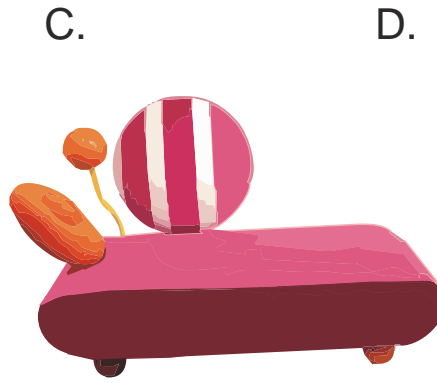
1. Study the products shown below. Each has been designed in the Memphis style.



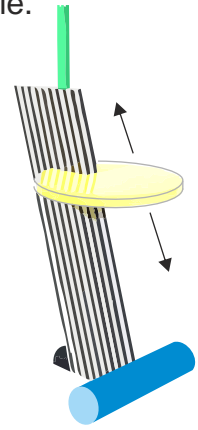
LIGHTING SYSTEM



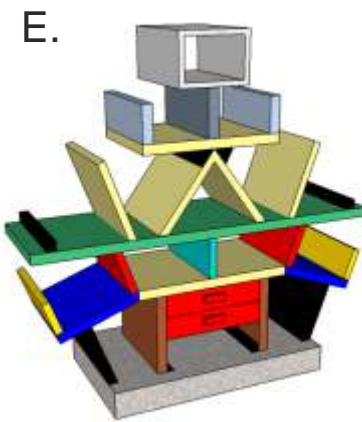
CHAIR



SOFA



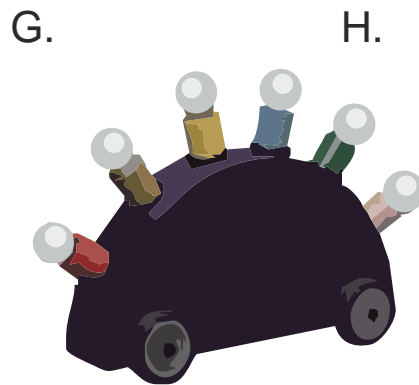
FLAMINGO SLIDING TABLE



DRESSER



CABINET



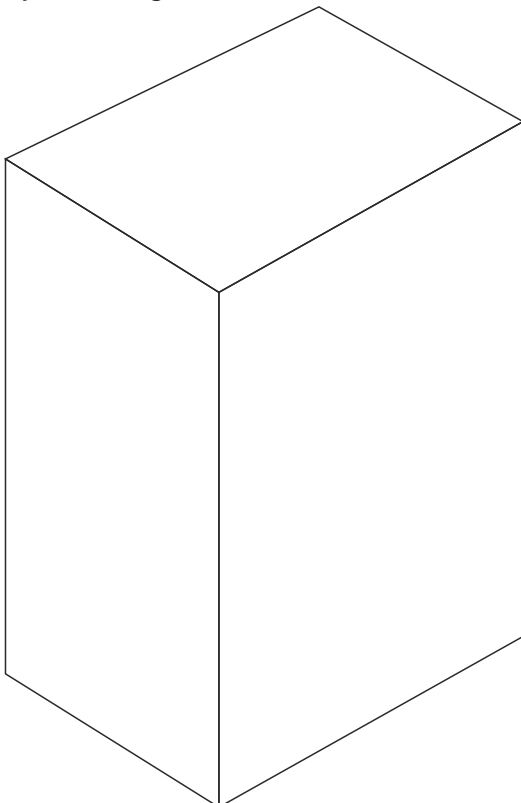
LAMP



WINE GLASS

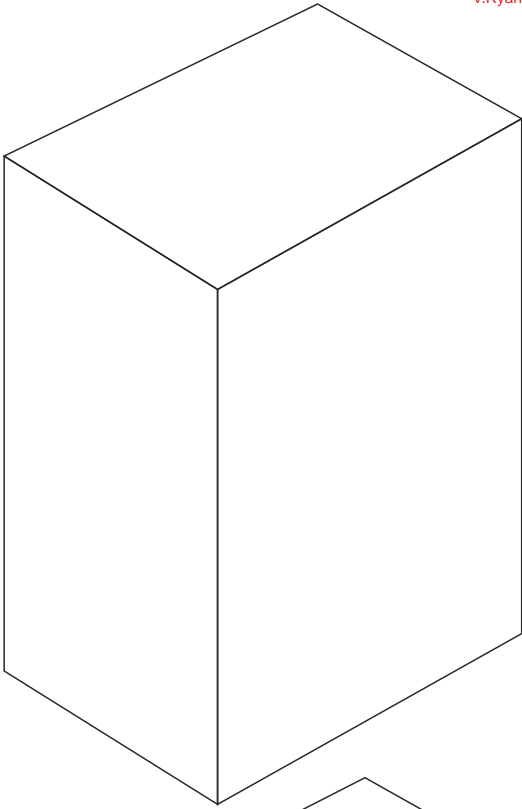
Sketch a design for each of the pieces of furniture named below.

Each sketch must be in 3D. Add colour and shade to each of your sketches. Include notes that explain why each of your designs can be considered to be in the Memphis style.



BEDSIDE CABINET

CHAIR



COFFEE TABLE

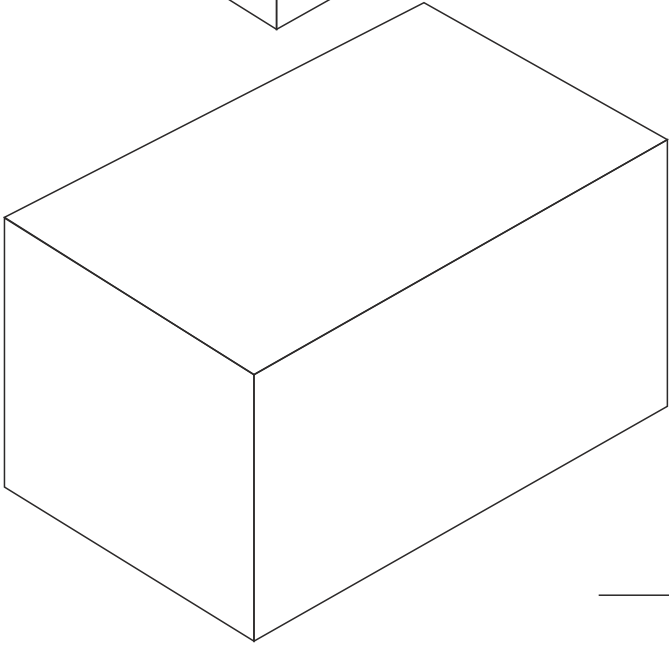


TABLE LAMP

