


MANUFACTURING A PRODUCT

V.Ryan © 2000 - 2011

On behalf of The World Association of Technology Teachers

W.A.T.T.



World Association of Technology Teachers

This exercise can be printed and used by teachers and students. It is recommended that you view the website (www.technologystudent.com) before attempting the design sheet .

THESE MATERIALS CAN BE PRINTED AND USED BY TEACHERS AND STUDENTS.
THEY MUST NOT BE EDITED IN ANY WAY OR PLACED ON ANY OTHER MEDIA INCLUDING WEB SITES AND INTRANETS.
NOT FOR COMMERCIAL USE.
THIS WORK IS PROTECTED BY COPYRIGHT LAW.
IT IS ILLEGAL TO DISPLAY THIS WORK ON ANY WEBSITE/MEDIA STORAGE OTHER THAN www.technologystudent.com

MANUFACTURING A PRODUCT

V.Ryan © 2011 World Association of Technology Teachers

Select a desk tidy from the two designs shown below.


Each could be manufactured in a school workshop.

SELECTED DESIGN: _____

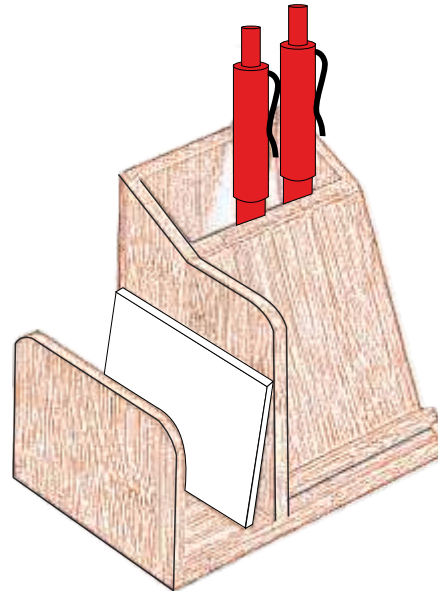
Name a suitable material for the manufacture of your selected desk tidy:

What properties does your selected material have, that make it suitable for use in the manufacture of the desk tidy?

DESK TIDY 'A'



DESK TIDY 'B'



A prototype / one off, is to be manufactured. What is a prototype / one off?

Why is a prototype often manufactured before a new product goes on sale to the general public?

The desk tidy is to be manufactured as a batch of twenty. What is Batch Production/
